

CLINTON COUNTY ELDERLY SERVICES PROGRAM




*Assisting Clinton County Older Adults
Maintain Their Independence*

ANNUAL REPORT 2005

TABLE OF CONTENTS

Message from the Chairman, Clinton County Elderly Services Program Advisory Council	2
Changing Profile of the ESP Client	3
ESP is the compassionate and cost effective choice Clinton County Elderly Services Program Advisory Council Clinton County Commissioners	4
Success Story: “ESP helps mom and daughter stay close	5
Client Profile	6, 7
How Funds are Used	8
Expenses by Percentages	9
Where Clients Live	10
Reasons for Leaving Clinton County ESP and Number Served	11
Clinton County Service Providers	12



A message from the chairman, Clinton County Elderly Services Program Advisory Council

Our services are in demand

On behalf of the Clinton County Elderly Services Program, it is my pleasure to present the 2005 Annual Report.

We served 477 older adults in 2005, a decrease from 2004. That's not because people don't need us. Unfortunately, it's because we have a shortage of funds and have had to create a waiting list. As of July, 2006, 120 Clinton County residents were waiting for the services they need to help them remain in their homes – services such as home-delivered meals, housekeeping help and transportation to medical appointments.

Our tax levy expires in 2008, but we hope Clinton County Commissioners will see fit to place a new levy on the ballot in November, 2007. Our current levy raises a little more than \$1 million annually and it is not keeping pace with demand. We had to make the hard decision to create a waiting list in order to avoid a deficit.

We work hard to keep our costs down. For example, the cost per home delivered meal is only \$6.59, including preparation, delivery and administration. But Clinton County is no different than anywhere else – our population is aging, and older adults want to stay in their own homes for as long as they can.

Our program helps people age with dignity and choice about where they will live. Without the Elderly Services Program, many older adults would be forced to go into a nursing home just to access Medicaid to pay for their care. Institutional care is more than ten times as expensive as care in the home, so the Elderly Services Program is both the compassionate and the cost-effective choice.

I am honored to be a part of this important work. We pledge to continue to provide high-quality care, to be good stewards of the public's money, to strive for improvement, and to advocate for the older adults of Clinton County.

John Hosler, Chairman
Clinton County Elderly Services Program Advisory Council



Changing Profile of the ESP Client

Our clients are living longer, are more likely to be disabled, and have a greater need for services. As health care costs continue to rise, the Elderly Services Program must be prepared to meet the growing needs of older adults.

- Average out-of-pocket medical costs per Clinton County ESP client for 2005 were \$286/month; the average monthly income per client was \$1,284.
- Over half of the clients are 80 years or older. The average age of the ESP client in 2005 was 79.
- Eighty-one percent of clients are at or below 200 percent of the federal poverty level.
- Eighty-six percent of clients have a severe disability, a one percent increase over last year.
- Twenty percent of clients are able to help pay for their care.
- Sixty-six percent of clients live alone, an increase of two percent from the previous year.
- Forty-six percent of clients receive personal care and/or homemaking services, while 60 percent receive home delivered meals and 57 percent receive electronic monitoring.

ESP is the compassionate and cost-effective choice

The Clinton County Elderly Services Program helps older adults remain independent within the familiar surroundings of their own homes for as long as possible.

Nursing homes are often necessary, but most people do not want to go there before their time. With the help of services such as home delivered meals and housekeeping, many older adults can delay or prevent nursing home placement.

Of all the options for long-term care, services in the home are also the least expensive. It costs about \$277 a month per client in Clinton County's Elderly Services Program, compared with \$4,800 a month for nursing home care.

Clinton County's Elderly Services Program is supported by a local tax levy, funds from Title III of the Older Americans Act, and co-payments from clients who are able to contribute to the cost of their care. Donations are also accepted for the home-delivered meals program.

Cost is \$277 a month per client in Clinton County's Elderly Services Program

Cost is \$4,800 a month for nursing home care

The program is administered by Council on Aging of Southwestern Ohio (COASM) in cooperation with the Clinton County Commissioners and Clinton County Citizens for Elderly Services, Inc.

Other agencies provide a variety of services, such as home repair and electronic monitoring devices, that help the older residents of

Clinton County remain as independent as possible for as long as possible.

Clinton County Citizens for Elderly Services, Inc. (CCCES)

President, John Hosler
Vice President, Marsha Snyder

Tim Hawk
Dean Knapp
Rev. Donald Mertz
Donna Vandervort
Carol Weber
Eli Yovich

Clinton County Commissioners

Randy Riley
Darleen M. Myers
Mike Curry
Administrator, Mark Brooker

ESP helps mom and daughter stay close



Tammy and Georgia Click, Michelle Hamilton

Georgia Click loved being in a nursing home – not to live, but to work. She was an assistant to her daughter, Tammy Click, who was the charge nurse at a facility in Springboro.

“I loved it,” said Mrs. Click, 77, as her eyes filled with sadness. “I’d go back in a minute if I could.”

But, while working in a room one day, Mrs. Click caught her foot on the edge of a bedspread, fell and broke her hip. She had hip replacement surgery, but is far less mobile than she used to be and has trouble bending.

She now spends her days in a trim, white house with a pretty front porch near Wilmington College. Mrs. Click bought the house after living with her daughter for a while after she was widowed. Within a few months, however, she was in over her head financially. So Tammy, 37, sold her own place in Blanchester and moved in with her mother.

Because Tammy works as a nurse in Dayton, she leaves the house at 4:30 a.m. With the help of the Clinton County Elderly Services Program, she knows her mother will be well cared for in her absence. Home health aide Michelle Hamilton helps with bathing, grooming and housework.

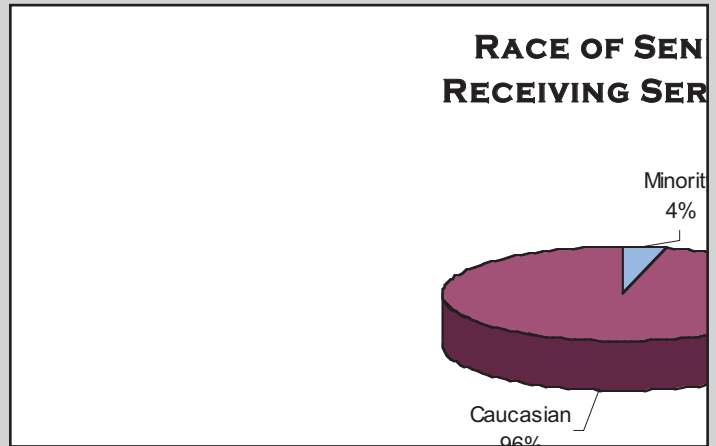
“When mom was in the hospital recovering after her fall, they were determined that she should go to a nursing home,” Tammy said. “She was confused because it was a strange environment. But I knew that once we got her home, she’d come back to herself, and she did.”

CLINTON COUNTY ESP CLIENT PROFILE

Racial Profile

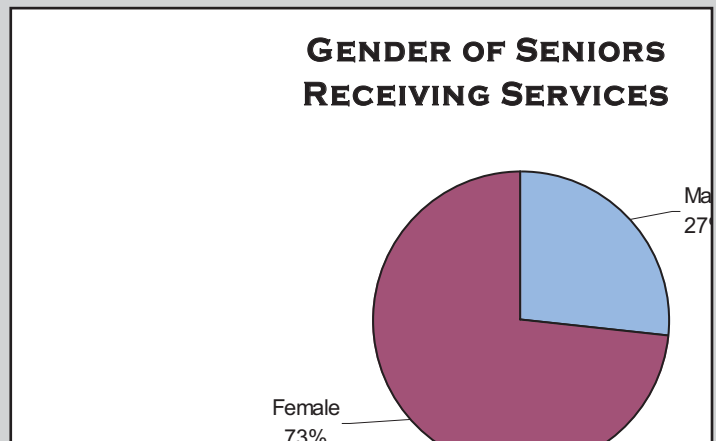
Caucasian	457
Minority	20
Total	477

Minorities are 2.4% of the Clinton County general population (Census 2000). Four percent of Clinton County Elderly Services Program clients are minorities.



Gender

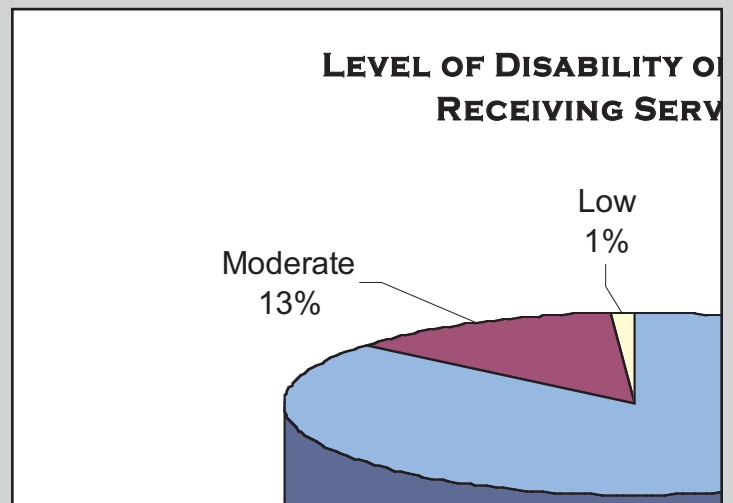
Male	127
Female	350
Total	477



Level of Disability

Low Disabilities	5
Moderate Disabilities	62
Severe Disabilities*	410
Total	477

* Severe disability means impairment of two or more activities of daily living, such as bathing and eating.



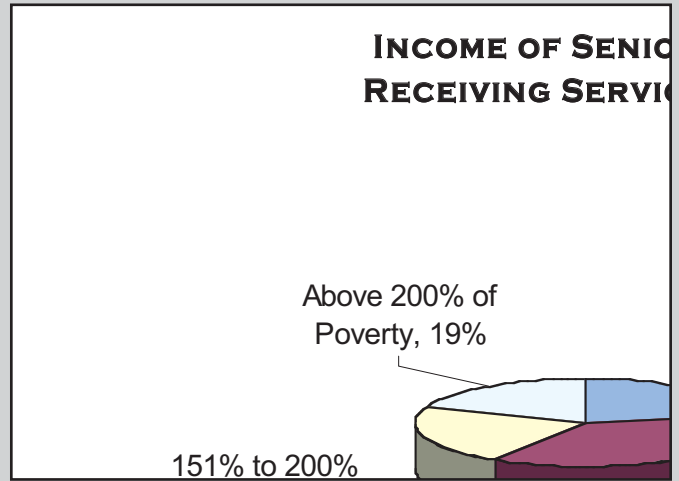
CLINTON COUNTY ESP CLIENT PROFILE

Income and Expenses

Income:

- 81% at or below 200% of FPL*
- 19% above 200% of FPL

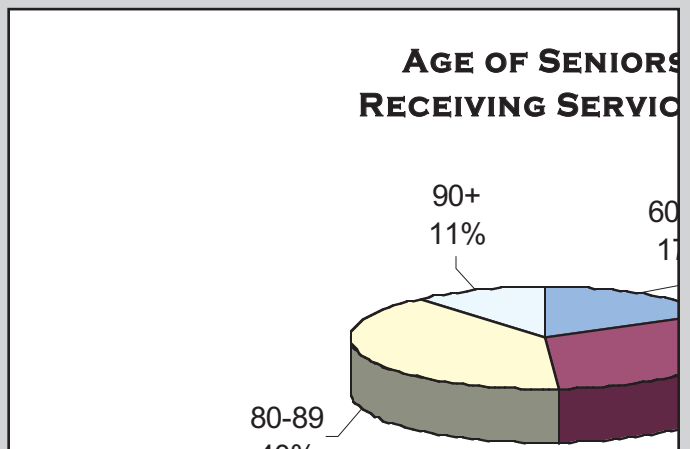
- ◆ Average monthly income of clients = \$1,284
- ◆ Average monthly out-of-pocket medical costs per client = \$286
- ◆ Twenty percent of the clients have a co-payment



Age

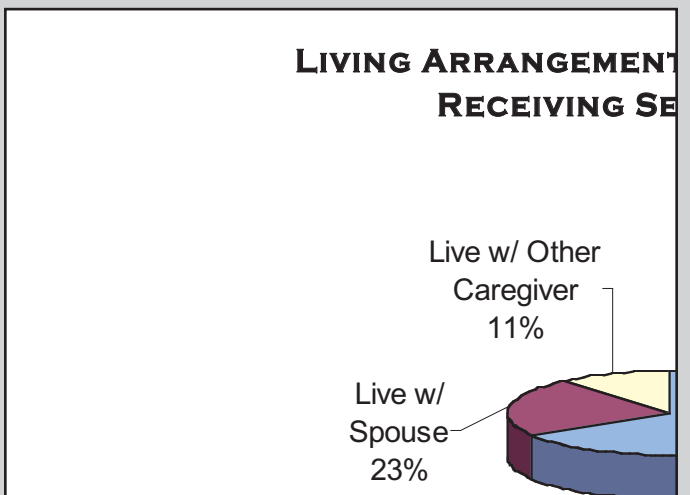
Age 60 - 69	80
Age 70 - 79	152
Age 80 - 89	190
Age 90+	55
Total	477

The average age of the Clinton County ESP client in 2005 was 79 years old.



Living Arrangements

Live with Spouse	110
Live with Other Caregiver	52
Live Alone	315
Total	477



*FPL - Federal Poverty Level for 2005: an annual income of \$9,570 for one person

CLINTON COUNTY ELDERLY SERVICES PROGRAM

HOW FUNDS ARE USED

Total Clients Served: 477

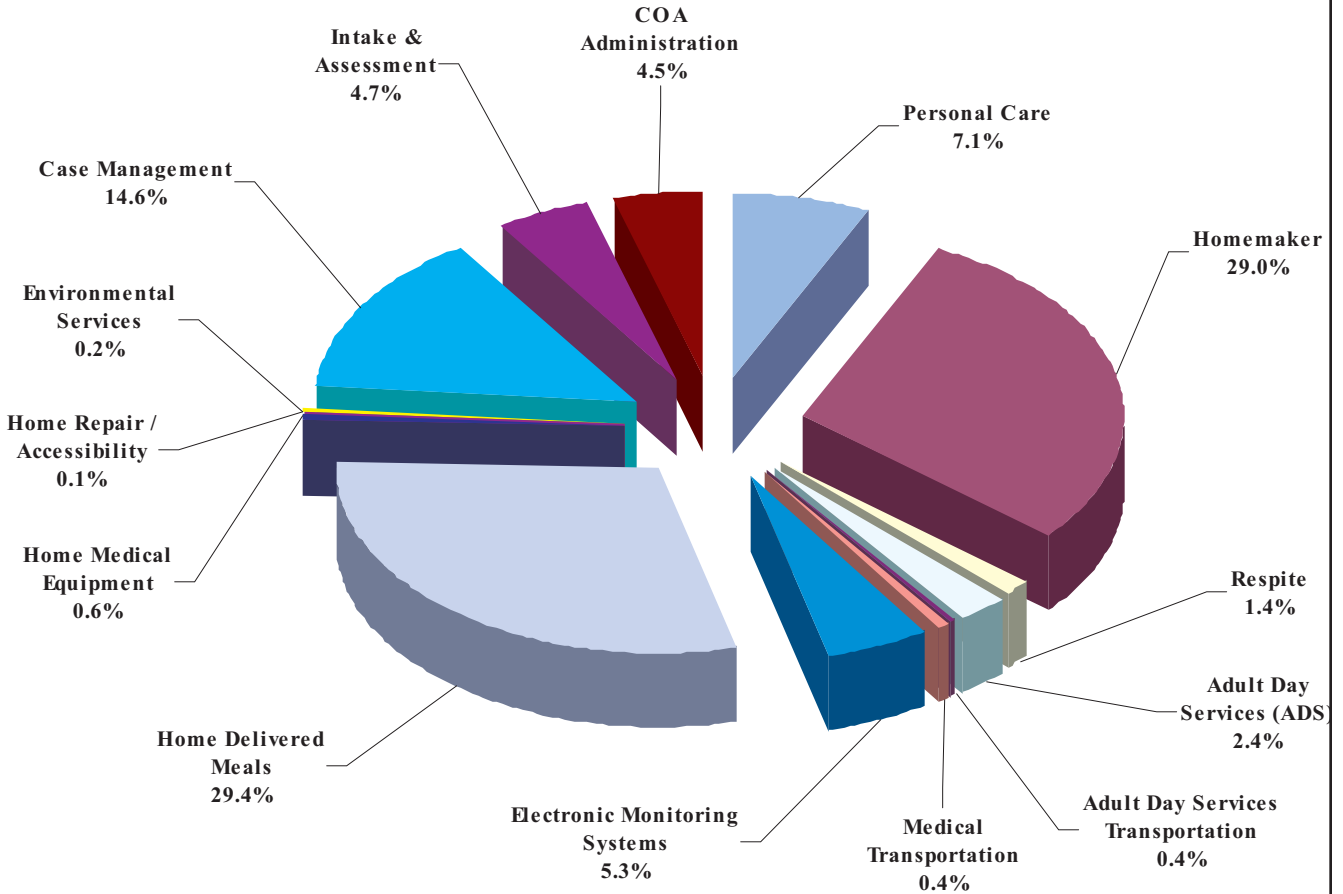
	Clients	Service Units	Expenses
Personal Care	47	3,128	\$80,359
Homemaker	196	12,204	330,165
Respite	7	618	16,196
Adult Day Services	6	600	27,577
Adult Day Services Transportation	4	2,681	4,692
Medical Transportation	14	129	4,240
Electronic Monitoring Systems	270	2,767	60,712
Home Delivered Meals	287	51,091	333,889
Home Medical Equipment	33	57	7,139
Environmental Services	5	24	1,848
Home Repair/Accessibility	4	4	685
Case Management	477		165,536
Intake & Assessment			53,595
COA SM Administration			50,713
Total Expenses			1,137,346
Federal and State			(163,049)
Consumer Donation			(12,513)
Consumer Co-Payment			(21,142)
		Total Levy	\$ 940,642

Total Administration 4.5%

CLINTON COUNTY ELDERLY SERVICES PROGRAM

EXPENSES BY PERCENTAGES

JANUARY 1 - DECEMBER 31, 2005

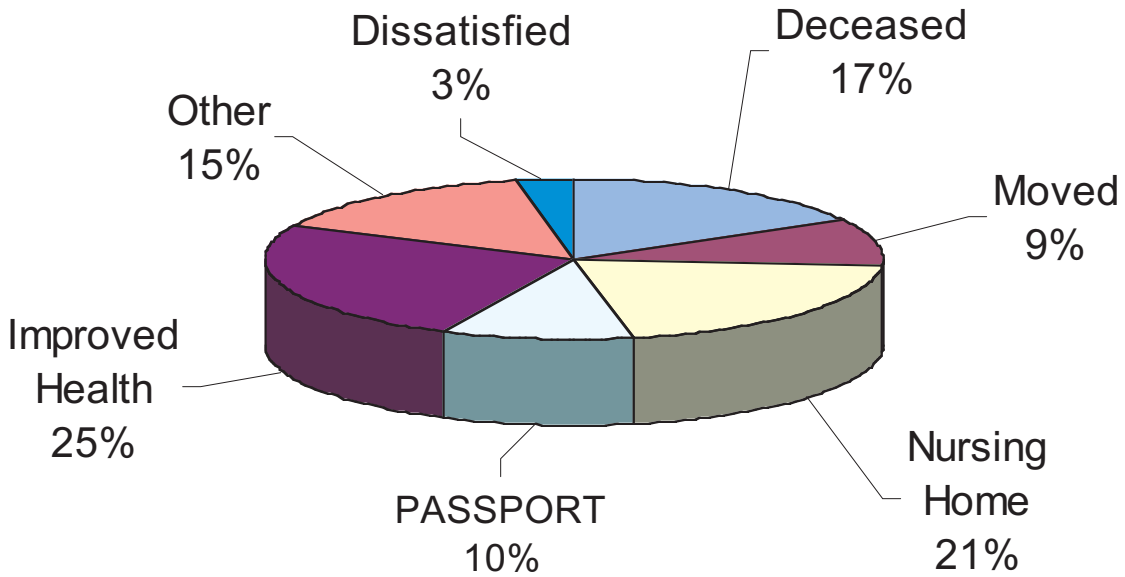


CLINTON COUNTY ELDERLY SERVICES PROGRAM WHERE CLIENTS LIVE

Adams Township	11	Other	6
Chester Township	12	Richland Township	42
Clark Township	15	Union Township	226
Green Township	23	Vernon Township	16
Jefferson Township	12	Washington Township	13
Liberty Township	3	Wayne Township	9
Marion Township	89		

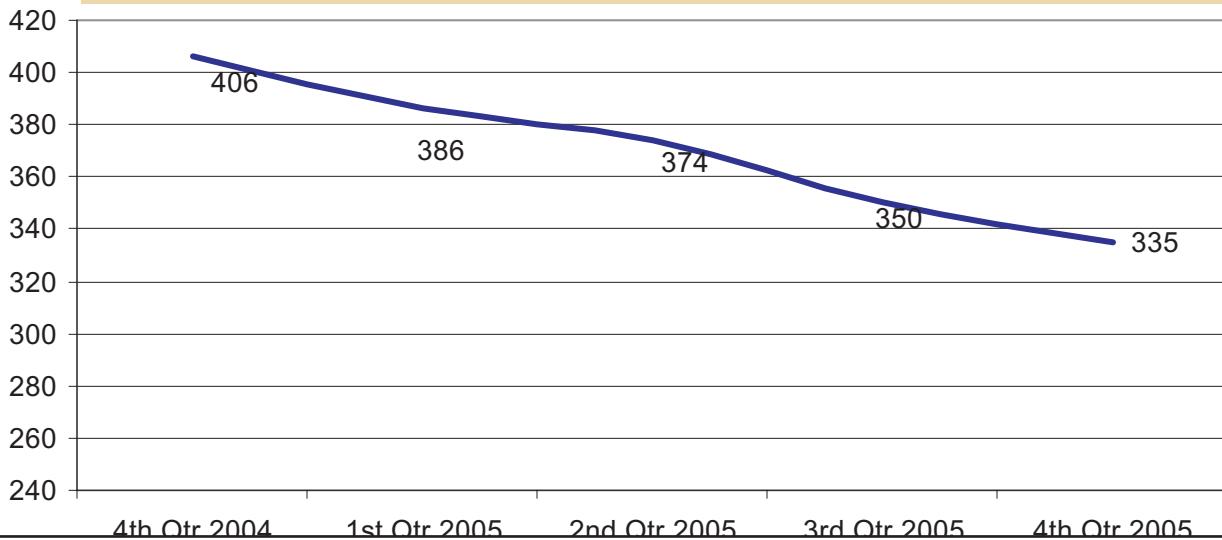
Total Clients Served: 477

CLINTON COUNTY ELDERLY SERVICES PROGRAM REASONS WHY CLIENTS LEAVE



CCESP Number Served, 2005

This number declined due to a funding shortfall. As of July 2006, 120 Clinton County older adults were on a waiting list for the Elderly Services Program



CLINTON COUNTY ELDERLY SERVICES PROGRAM

SERVICE PROVIDERS

Acare Home Health	Medic One, Inc.
Advanced Medical Equipment	Medicall, Inc.
Algo Termite & Pest Control	Mercy Lifeline
All Gone Termite & Pest Control	Mercy Lifeline Cincinnati
Bathblest Renovations	Milts Termite & Pest Control
Bernens Medical	Mullaney's Pharmacy & Home Health Care
Black Stone healthcare	Nerswick Home Services LLC
Charter Home Services	Personal Touch Home Care of Ohio, Inc.
Clinton County Adult Day Center, Inc.	Response Ability Systems
Clinton County Community Action Program	Responselink of Cincinnati
Deaconess Lifeline/Elderlife	Rural Metro Ambulance
Edenview	Safeway Safety Step, Inc.
Emerson Heating & Cooling Company	Senior Independence
First Choice Medical Staffing	Senior Independence Adult Day Services
Guardian Medical Monitoring, Inc.	SP Contracting
Handy Household Helpers	Spotless Maintenance Systems, Inc.
Helping Hands Healthcare	Thermal-Shield Inc.
Home Care Network, Inc.	Tri State Maintenance
Home First Non-Medical	Universal Transportation Systems (U.T.S.)
Homeowner Solutions	V & N Services, Inc.
International Quality Health Care Corp.	VRI
Medi-care Transportation, Inc.	