



Clinton County Elderly Services Programsm

2006 Report to the Community



Council on Aging of Southwestern Ohiosm

Assistance. Advocacy. Answers on Aging.



Table of Contents

Message from the Chairman, Clinton County Elderly Services Program Advisory Council.....	2
Changing Profile of the ESP Client	3
ESP is the compassionate and cost effective choice Clinton County Elderly Services Program Advisory Council Clinton County Commissioners	4
Success Story.....	5
Client Profile.....	6, 7
How Funds are Used	8
Expenses	9
Where Clients Live	10
Reasons for Leaving Clinton County ESP and Number Served	11
Clinton County ESP Service Providers	12

A message from the chairman, Clinton County Elderly Services Program Advisory Council



On behalf of the Clinton County Elderly Services Program, it is my pleasure to present the 2006 Annual Report.

Despite a growing need, a shortage of funds forced the Clinton County Elderly Services Program to serve fewer people in 2006. We served 363 older adults during this year, a decrease from 2005 when we served 477 people.

Our tax levy expires in 2008, but we believe Clinton County Commissioners will see fit to place a new levy on the ballot in November, 2007. Our current levy raises a little less than \$1 million annually and it is not keeping pace with demand. We had to make the hard decision to create a waiting list in order to avoid a deficit.

As of November, 2006, 134 Clinton County residents were waiting for the services they need to help them remain in their homes – services such as housekeeping and transportation to medical appointments. Late in 2006, we were able to open home-delivered meals service to those on the waiting list.

The growth in our nation's older population provides a major challenge for our society. Clinton County is no different than anywhere else. With increase in life expectancy, we also see an increase in disabilities, yet older adults want to stay in their own homes for as long as they can.

The typical client is an 80-year-old woman who lives alone on an average income of \$15,588, from which she pays \$3,432 in out-of-pocket medical expenses. Due to declining health and mobility, she is unable to perform at least two daily activities such as bathing and preparing food. She needs help, but not nursing home care.

Clinton County Elderly Services Program allows older adults to age with dignity and to remain in their home, if that is their choice. Without the Elderly Services Program, many older adults would be forced to go into a nursing home where the cost of care is about \$4,800 per month. The cost of care for a client in Clinton County ESP in 2006 was \$272 per month. The Elderly Services Program is both the compassionate and the cost-effective choice.

I'd like to thank my fellow members of the advisory council, Council on Aging of Southwestern Ohio, and the Clinton County Community Action Agency. As program overseer, administrator, and provider, respectively, we work together to provide quality care and to advocate for the older adults of Clinton County.

You have my pledge that we will continue to do so.

John Hosler, Chairman
Clinton County Elderly Services Program Advisory Council

ESP is the compassionate and cost-effective choice

The Clinton County Elderly Services Program helps older adults remain independent within the familiar surroundings of their own homes for as long as possible.

Nursing homes are often necessary, but most people do not want to go there before their time. With the help of services such as home delivered meals and homemaking, many older adults can delay or prevent nursing home placement.

Of all the options for long-term care, services in the home are also the least expensive. It costs about \$272 a month per client in Clinton County's Elderly Services Program, compared with \$4,800 a month for nursing home care.

Clinton County's Elderly Services Program is supported by a local tax levy, funds from Title III of the Older Americans Act, and co-payments from clients who are able to contribute to the cost of their care. Donations are also accepted for the home-delivered meals program.

The program is administered by Council on Aging of Southwestern Ohio in cooperation with the Clinton County Commissioners and Clinton County Citizens for Elderly Services, Inc.

Other agencies provide a variety of services, such as home repair and electronic monitoring devices, that help the older residents of Clinton County remain as independent as possible for as long as possible.

**Cost is \$272 a month
per client in
Clinton County's
Elderly Services Program**

**Cost is \$4,800 a month for
nursing home care**

Clinton County Elderly Services Program Advisory Council

President, John Hosler

2006

Tim Hawk
Dean Knapp
Donna Vandervort
Carol Weber
Eli Yovich

2007

Joan Burge
Larry Roddy
Gene Breckel
Dennis Humphreys

Clinton County Commissioners

Michael Curry
Randy Riley
David R. Stewart

Administrator, Mark Brooker



Changing Profile of the ESP Client

Our clients are living longer, are more likely to be disabled, and have a greater need for services. As health care costs continue to rise, the Elderly Services Program must be prepared to meet the growing needs of older adults.

- Average out-of-pocket medical costs per client for 2006 were \$286/per month. The average monthly income per client was \$1,299.
- Over half of the clients are 80 years or older. The average age of the client in 2006 was 80.
- 84 percent of clients are at or below 200 percent of the federal poverty level.
- 88 percent of clients have a severe disability, a two percent increase over last year.
- 18 percent of clients are able to help pay for their care.
- 69 percent of clients live alone, an increase of three percent from the previous year.
- 46 percent of clients receive personal care and/or homemaking services, while 56 percent receive home delivered meals and 58 percent receive electronic monitoring devices.

Counting on the Elderly Services Program

Wyoma Taylor has been counting on help from the Clinton County Elderly Services Program for more than three years. She receives home-delivered meals, personal care and homemaker services.

Diabetes and congestive heart failure prevent Mrs. Taylor from going out, but she does make a special effort to get to the hairdresser from time to time because she loves having her hair done.

She's also an avid armchair sports and games fan, and watches the Cincinnati Reds and poker on TV. She likes to read romance novels, do puzzles and play solitaire.

Born in Highland County in 1934, Mrs. Taylor was used to the farm life. She helped her parents in the corn fields and took care of the "milk cows, Millie and Dollie." She was married early in life and had 4 step-children. Her husband died at the age of 47.

Mrs. Taylor worked in a hospital as a nurse's aide so she has experienced both the caregiver and care receiver perspectives. Her aides, who work for Personal Touch, "have all been good," she said.

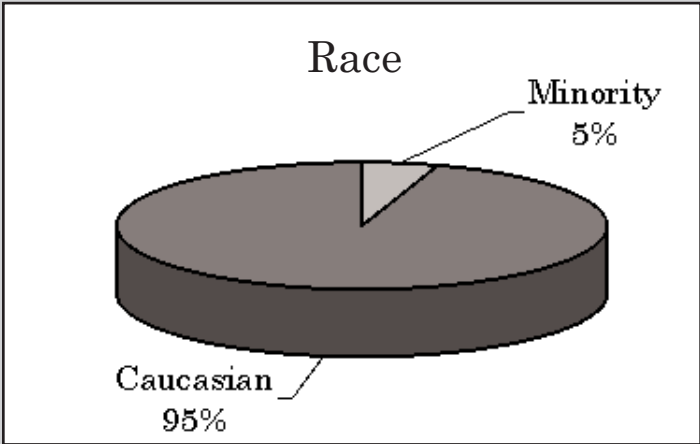


Clinton County ESP Client Profile

Racial Profile

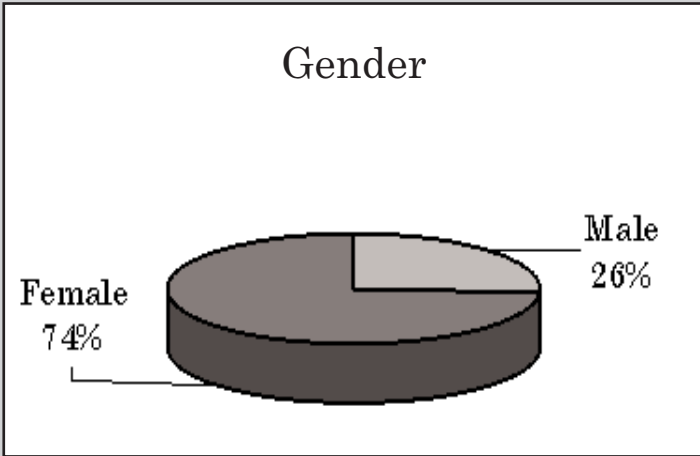
Caucasian	345
Minority	18
Total	363

Minorities are 2.4 percent of the Clinton County general population (Census 2000). Five percent of Clinton County Elderly Services Program clients are minorities.



Gender

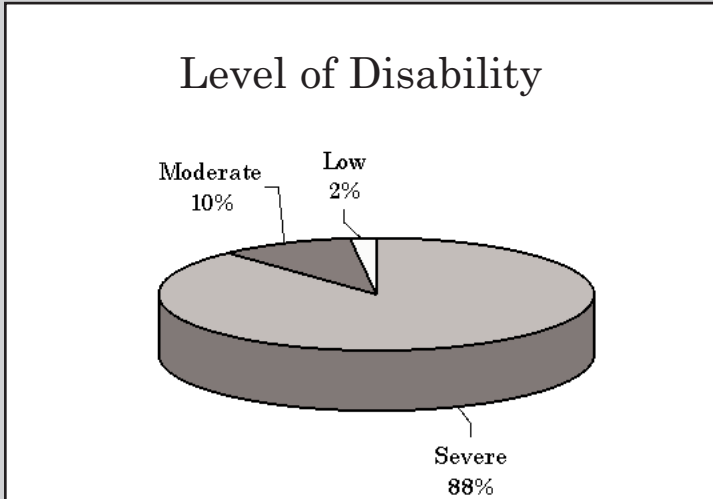
Male	94
Female	269
Total	363



Level of Disability

Low Disabilities	8
Moderate Disabilities	35
Severe Disabilities*	320
Total	363

* Severe disability means impairment of two or more activities of daily living, such as bathing and eating.



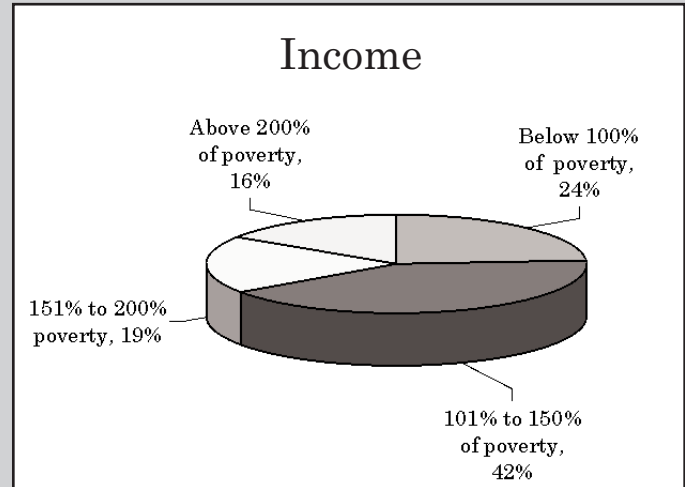
Clinton County ESP Client Profile

Income and Expenses

Income:

84 percent at or below 200% of FPL*
 16 percent above 200% of FPL

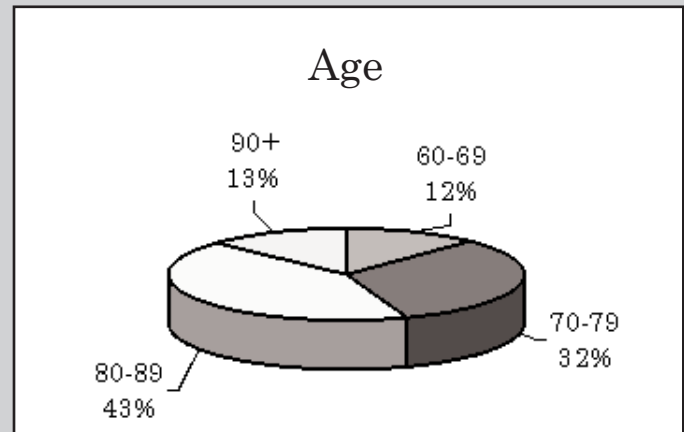
- ♦ Average monthly income of clients = \$1,299
- ♦ Average monthly out-of-pocket medical costs per client = \$286
- ♦ Eighteen percent of the clients have a co-payment for services



Age

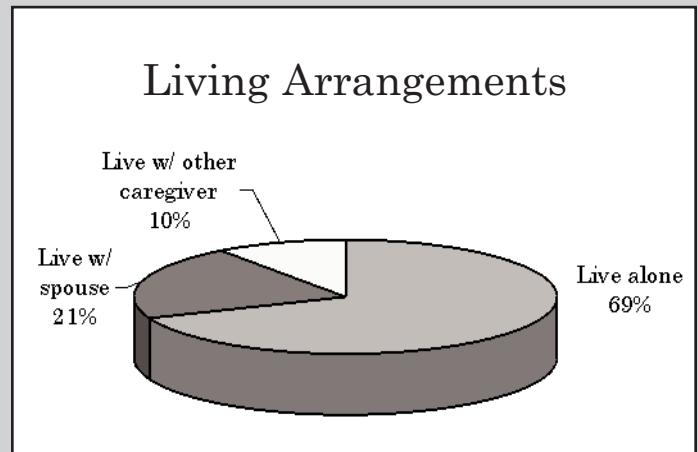
Age 60 - 69	45
Age 70 - 79	115
Age 80 - 89	154
Age 90+	49
Total	363

The average age of the Clinton County ESP client in 2006 was 80 years old.



Living Arrangements

Live with spouse	76
Live with other caregiver	37
Live alone	250
Total	363



*FPL - Federal Poverty Level for 2006: an annual income of \$9,800 for one person

Clinton County Elderly Services Program How Funds Are Used

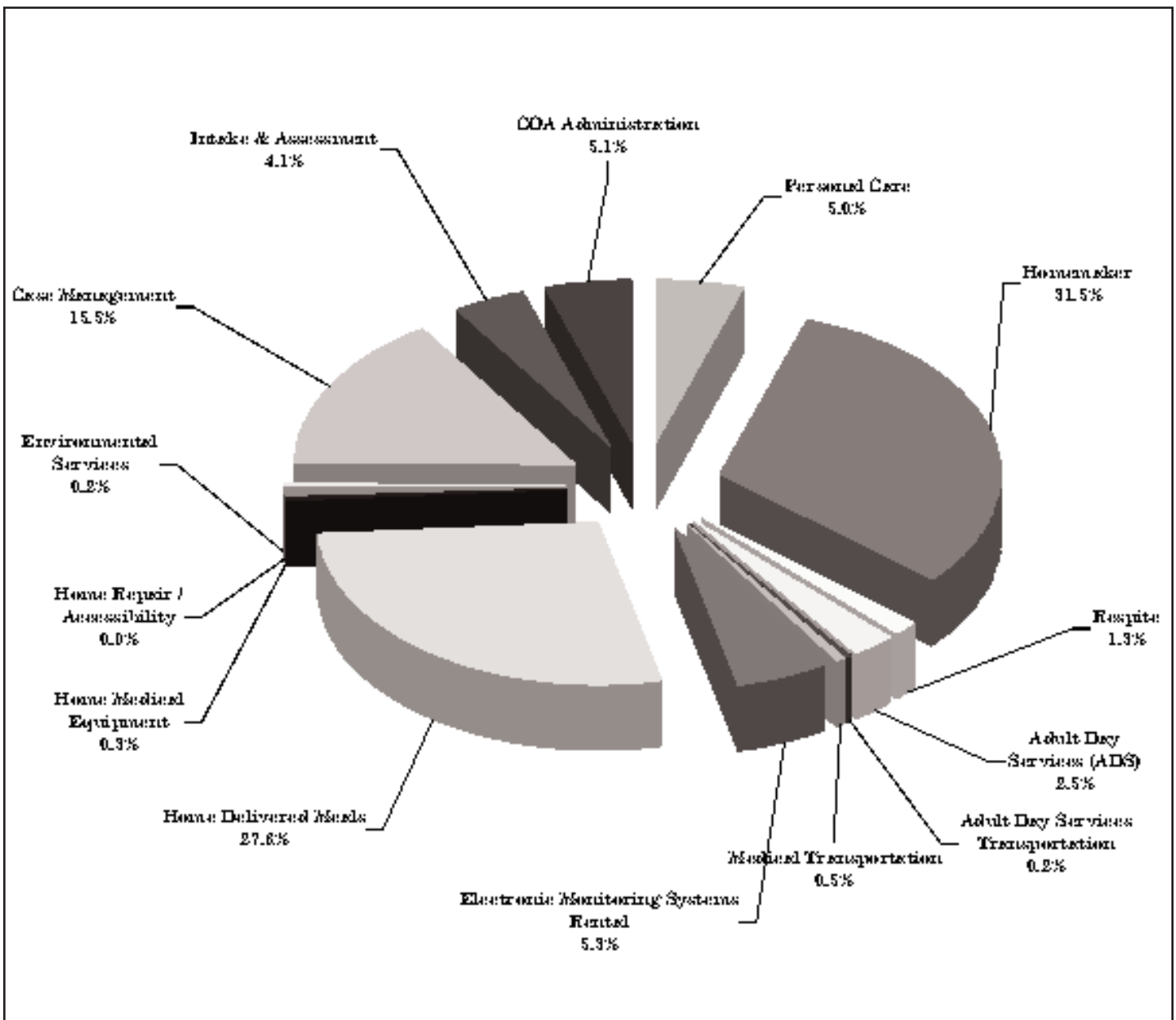
Total Clients Served: 363

	Clients	Service Units	Expenses
Personal Care	28	1,813 hours	\$46,542
Homemaker	161	10,785 hours	292,392
Respite	7	451 hours	11,713
Adult Day Services	5	501 days	23,023
Adult Day Services Transportation	4	879 trips	1,537
Medical Transportation	15	136 trips	5,039
Electronic Monitoring Systems	211	2,276 rentals	49,078
Home Delivered Meals	202	38,822 meals	255,837
Home Medical Equipment	15	23 items	2,930
Environmental Services	5	25 jobs	2,060
Home Repair/Accessibility	10	11 repairs	8,061
Case Management	363		143,762
Intake & Assessment			38,481
COA SM Administration			47,501
Total Expenses			927,956
Federal and State			(142,958)
Client Donation			(7,129)
Client Co-Payment			(15,635)

Total Levy \$ 762,234

Total Administration 5.1%

Clinton County Elderly Services Program Expenses January 1 - December 31, 2006

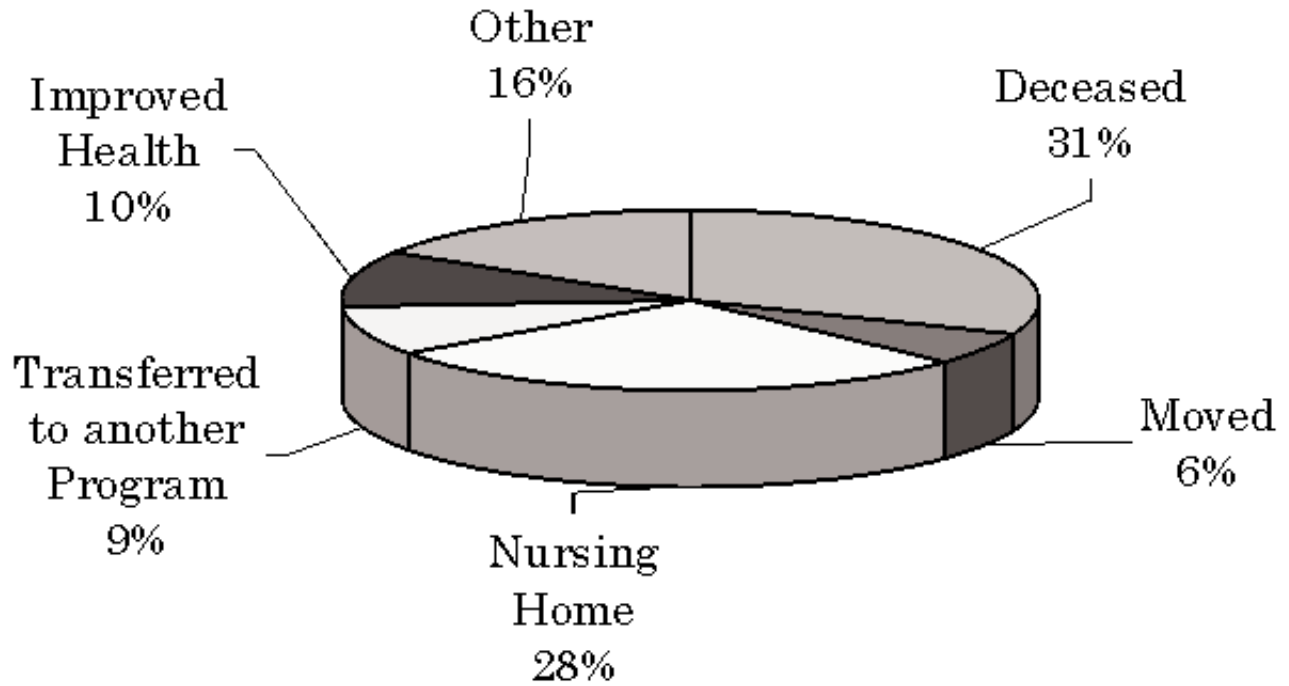


Clinton County Elderly Services Program Where Clients Live

Adams Township	9	Data incomplete	12
Chester Township	10	Richland Township	24
Clark Township	8	Union Township	183
Green Township	18	Vernon Township	13
Jefferson Township	9	Washington Township	8
Liberty Township	2	Wayne Township	8
Marion Township	59	Wilson Township	0

Total Clients Served: 363

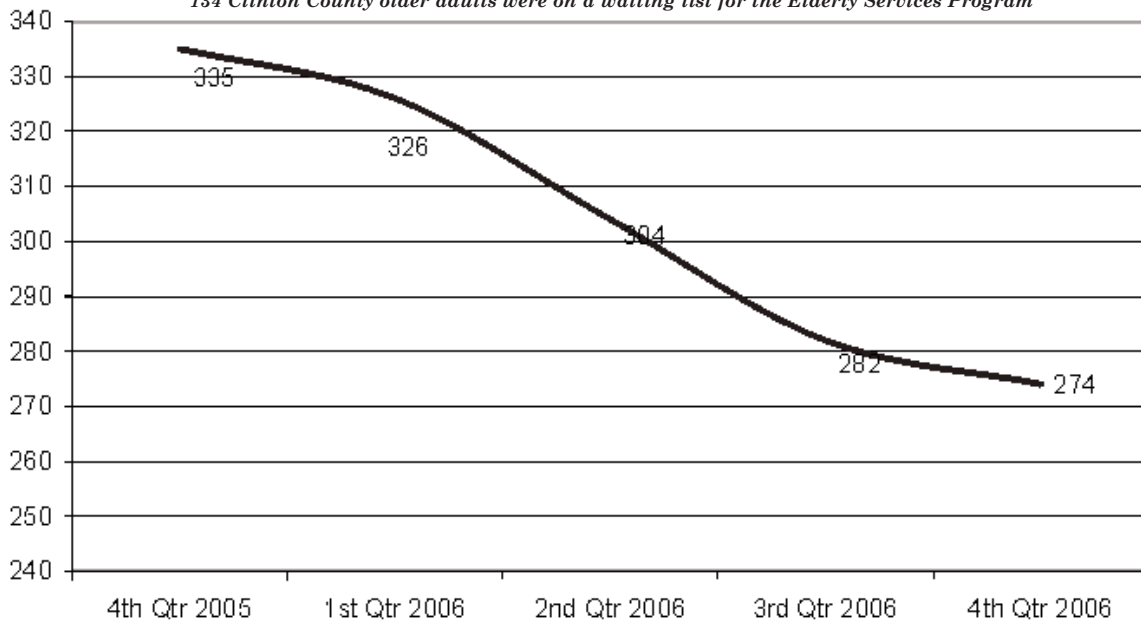
Clinton County Elderly Services Program Reasons Why Clients Leave



CCESP Clients Served, 2006

***PROGRAM YEAR OCTOBER 1ST-SEPTEMBER 30TH**

This number declined due to a funding shortfall. As of December 2006, 134 Clinton County older adults were on a waiting list for the Elderly Services Program



Clinton County Elderly Services Program Service Providers

Acare Home Health	Meda-Care Transportation, Inc.
Advanced Medical Equipment	Medic One, Inc.
Algo Termite & Pest Control	Medicall, Inc.
All Gone Termite & Pest Control	Mercy Lifeline
American Ramp Systems	Mercy Lifeline Cincinnati
Bathblest Renovations	Milts Termite & Pest Control
Bernens Medical	Mullaney's Pharmacy & Home Health Care
Black Stone healthcare	Nerswick Home Services LLC
Charter Home Services	Personal Touch Home Care of Ohio, Inc.
Clinton County Adult Day Center, Inc.	Response Ability Systems
Clinton County Community Action Program	Responselink of Cincinnati
Deaconess Lifeline	Rural Metro Helpline
Edenview	Safeway Safety Step, Inc.
Emerson Heating & Cooling Company	Senior Independence
First Choice Medical Staffing of Ohio	Senior Independence Adult Day Services
Guardian Medical Monitoring, Inc.	SP Contracting
Handy Household Helpers	Spotless Maintenance Systems
Helping Hands Healthcare	Thermal-Shield Inc.
Home Care Network, Inc.	Tri State Maintenance
Home First Non-Medical	Universal Transportation Systems
Homeowner Solutions	V & N Services, Inc.
International Quality Health Care Corp.	VRI

Assistance. Advocacy. Answers on Aging.

Assistance. Advocacy. Answers on Aging.



Clinton County Elderly Services Program
789 North Nelson Avenue
Wilmington, OH 45177
937-382-7170



Council on Aging of Southwestern Ohiosm
175 Tri County Parkway
Cincinnati, OH 45246
513-721-1025
www.help4seniors.org

