



**Warren County  
Elderly Services Program<sup>SM</sup>  
2006 Report to the Community**



**Council on Aging of Southwestern Ohio**

*Assistance. Advocacy. Answers on Aging*





## **Table of Contents**

Message from the Chairman, Warren County Elderly Services Program Advisory Council .....	2
Changing Profile of the ESP Client .....	3
Warren County ESP is the compassionate and cost-effective choice; Elderly Services Program Advisory Council Warren County Commissioners .....	4
Peggy Peach glad to be home.....	5
Client Profile .....	6, 7
How Funds are Used .....	8
Expenses .....	9
Where Clients Live .....	10
Reasons for Leaving Warren County ESP and Number Served .....	11
Warren County ESP Service Providers .....	12



## **Passage of the levy allowed Warren program to expand**

On behalf of Warren County Elderly Services Program Advisory Council, it is my pleasure to present the Annual Report for 2006. During this year we served 1,855 clients with in-home services.

The passage of the levy in November gives Warren County older adults access to services through the Elderly Services Program if their need for help arises. "This program helps our elderly citizens stay within the familiar surroundings of their own homes for as long as possible," said Dave Gully. "The commissioners support that. In-home

care is compassionate and cost-effective."

The levy will raise an average \$6 million annually, which is \$1.2 million more than the previous levy. The levy increase will enable the program to meet the needs of this growing community.

Of all the options for long-term care, services in the home are the least expensive. It costs about \$347 a month per client in Warren County's Elderly Services Program, compared with \$4,800 a month in a nursing home.

Since the passage of the levy in November, our staff worked hard to enroll the nearly 300 people who were on a waiting list for services.

The typical ESP client is a woman in her 80's who lives alone on a modest income. She no longer drives, is not able to clean her home or prepare her meals. Without the Elderly Services Program however, she may have no choice but to go to a nursing home. Fortunately, with services such as homemaking, home delivered meals and an emergency response system, she is able to remain where she chooses to live, in her home.

We take this opportunity to thank Warren County voters for supporting the Elderly Services Program and allowing for its growth. The voting results verify the program's importance for elderly citizens.

As we prepare to serve the growing older population with services that will keep them independent and a viable part of the community, we pledge to maintain our high quality care and continue to advocate for the needs of Warren County older adults.

Bernie Eicholz, Chairman  
Warren County Elderly Services Advisory Council

*Assistance. Advocacy. Answers on Aging*



## Changing Profile of the ESP Client

The client profile gives us a picture of an aging population living longer, with increased disabilities and a greater need for services. As health care costs escalate, the Elderly Services Program must prepare to meet the growing needs of older adults.

- ◆ Average out-of-pocket medical costs per Warren County ESP client for 2006 were \$298/month. The average monthly income per client was \$1,618.
- ◆ 48 percent of clients were 80 years of age or older. The average age of the ESP client in 2006 was 78.
- ◆ 79 percent of clients had a severe disability, a six percent increase over last year.
- ◆ 70 percent of clients were at or below 200 percent of the federal poverty level.
- ◆ 53 percent of clients lived alone.
- ◆ 25 percent of clients contributed to the cost of their care.
- ◆ 46 percent of clients received personal care and/or homemaking, while 66 percent received home delivered meals and 43 percent received electronic monitoring.

## **ESP is the compassionate and cost-effective choice**

The Warren County Elderly Services Program helps older adults remain within the familiar surroundings of their own homes for as long as possible.

Nursing homes are often necessary, but most people do not want to go there before their time. With the help of services such as home delivered meals and homemaking, many older adults can delay or prevent nursing home placement.

Of all the options for long-term care, services in the home are also the least expensive. It costs about \$347 a month per client in Warren County's Elderly Services Program, compared with \$4,800 a month for nursing home care.

Warren County's Elderly Services Program is supported by a local tax levy, funds from Title III of the Older Americans Act, and co-payments from clients who are able to contribute to the cost of their care. Donations are also accepted for the home delivered meals program.

**Cost is  
\$347 a month  
per client in  
Warren County's Elderly  
Services Program**

**Cost is  
\$4,800 a month for  
nursing home care**

The program is administered by Council on Aging of Southwestern Ohio in cooperation with the Warren County Commissioners and Warren County Community Services, Inc.

Other agencies provide a variety of services, such as home repair and electronic monitoring devices, that help the older residents of Warren

County remain as independent as possible for as long as possible.

### **Warren County Elderly Services Program Advisory Council**

---

**Chair,** Bernard Eichholz  
**Vice Chair,** Nick Nelson  
**Secretary,** David R. Gully

Mark Clark  
Don Juszczyk  
Freda Kilburn  
Ann Munafo

### **Warren County Commissioners**

---

C. Michael Kilburn  
Pat Arnold South  
David G. Young  
**Administrator,** David R. Gully

## **Peggy Peach glad to be home**

Peggy Peach is an exceptional lady. She has struggled with severe health problems over the past six years and has endured multiple hospital admissions.

The hospital admissions were followed by nursing home stays. During one of her nursing home stays, her father was a resident in the same facility.

Now Mrs. Peach and her father, who live in separate apartments, are both receiving services from the Warren County Elderly Service Program and happy to be in their own homes.

Before becoming ill, Mrs. Peach had a successful career doing a job she loved: teaching psychology at University of Cincinnati. She was also a private counselor, but receives disability assistance because she is unable to work.

Mrs. Peach admits to having some low moments, but she is a very pleasant person and has maintained a wonderful attitude. She is positive that she will recover her strength and be more independent than she is right now.

Unlike many people who aren't excited about getting older, Mrs. Peach was glad to turn 60. It meant that she would be eligible for services from the Warren County Elderly Services Program. She could remain in her home and get help doing personal things she still could not do for herself.

Mrs. Peach is grateful for the services she receives, including help with personal care and housework, home delivered meals and an emergency response system. "ESP has been a total blessing," said Mrs. Peach. "It eases my stress so much."



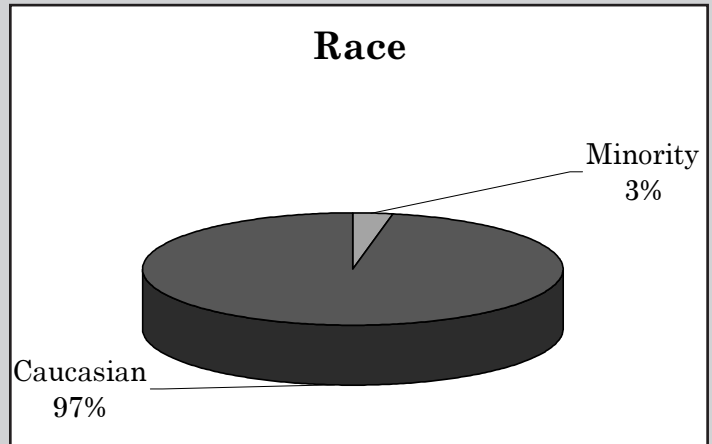
*Peggy Peach, 60, of South Lebanon, counts on help from her Elderly Services Program aide, Denise Bowyer, of Interim Healthcare.*

# Warren County ESP Client Profile

## Racial Profile

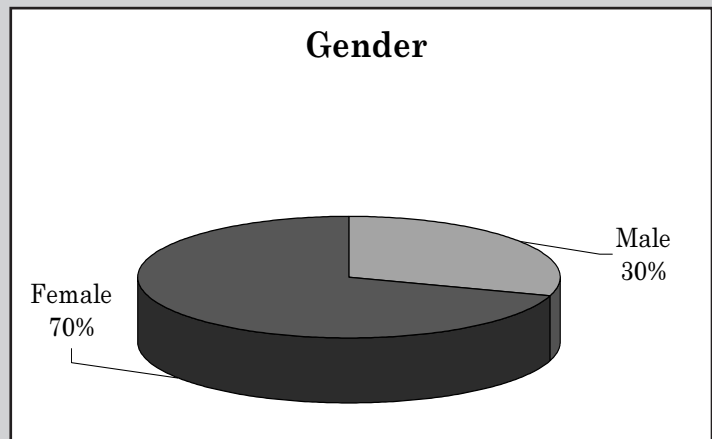
Caucasian	1,806
African-American and other minorities	49
<b>Total</b>	<b>1,855</b>

Minorities are 1.8 percent of the Warren County general population (Census 2000). Three percent of Warren County Elderly Services Program clients are African-Americans or Asians.



## Gender

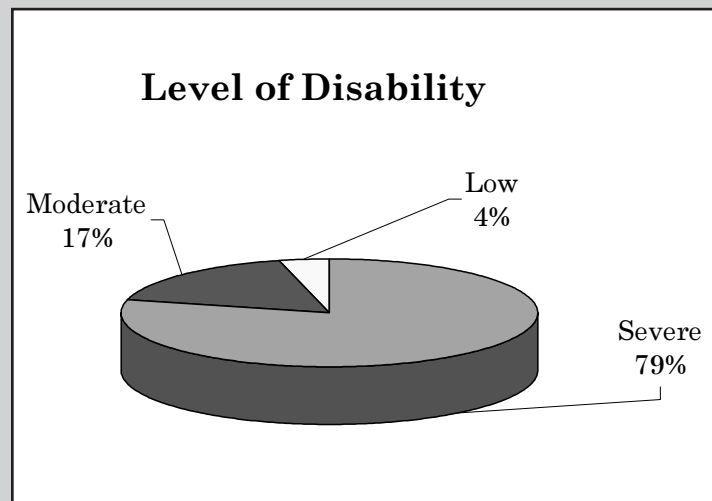
Male	560
Female	1,295
<b>Total</b>	<b>1,855</b>



## Level of Disability

Low disabilities	67
Moderate disabilities	315
Severe disabilities*	1,473
<b>Total</b>	<b>1,855</b>

\* Severe disability means impairment of two or more activities of daily living, such as bathing and eating.





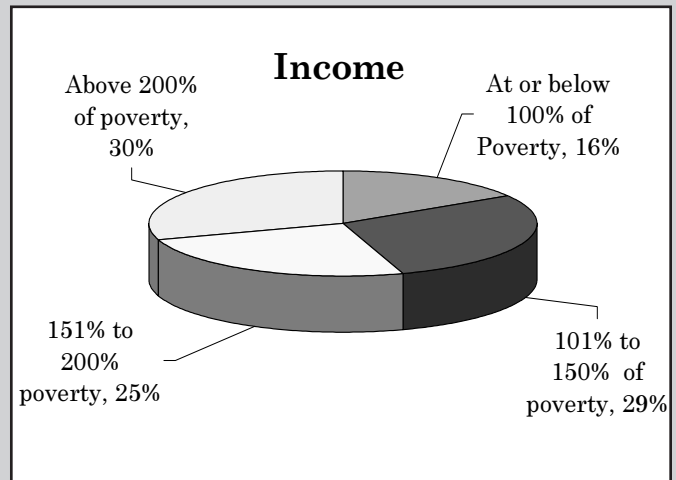
# Warren County ESP Client Profile

## Income and Expenses

### Income:

70 percent at or below 200% of FPL\*  
30 percent above 200% of FPL

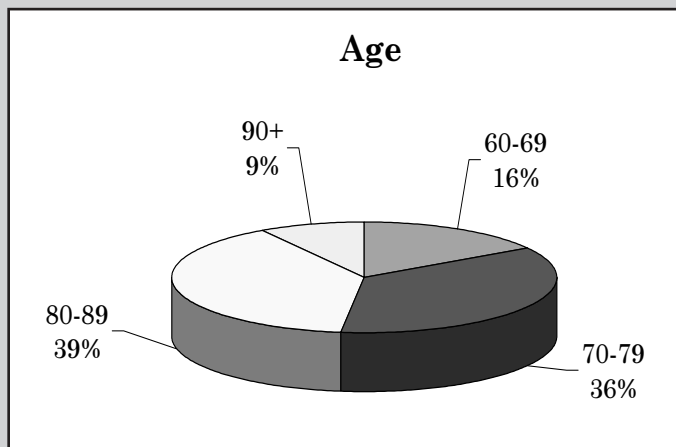
- ♦ Average monthly income of clients = \$1,618
- ♦ Average monthly out-of-pocket medical costs per client = \$298
- ♦ 25 percent of the clients contribute to the cost of their care



## Age

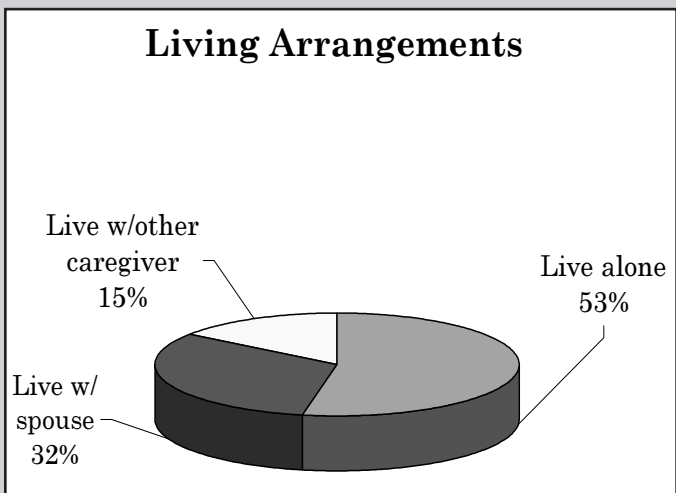
Age 60 - 69	300
Age 70 - 79	677
Age 80 - 89	719
Age 90+	159
Total	1,855

The average age of the Warren County ESP client in 2006 was 78 years old.



## Living Arrangements

Live with Spouse	594
Live with Other Caregiver	278
Live Alone	983
Total	1,855



\*FPL - Federal Poverty Level for 2006: an annual income of \$9,800 for one person

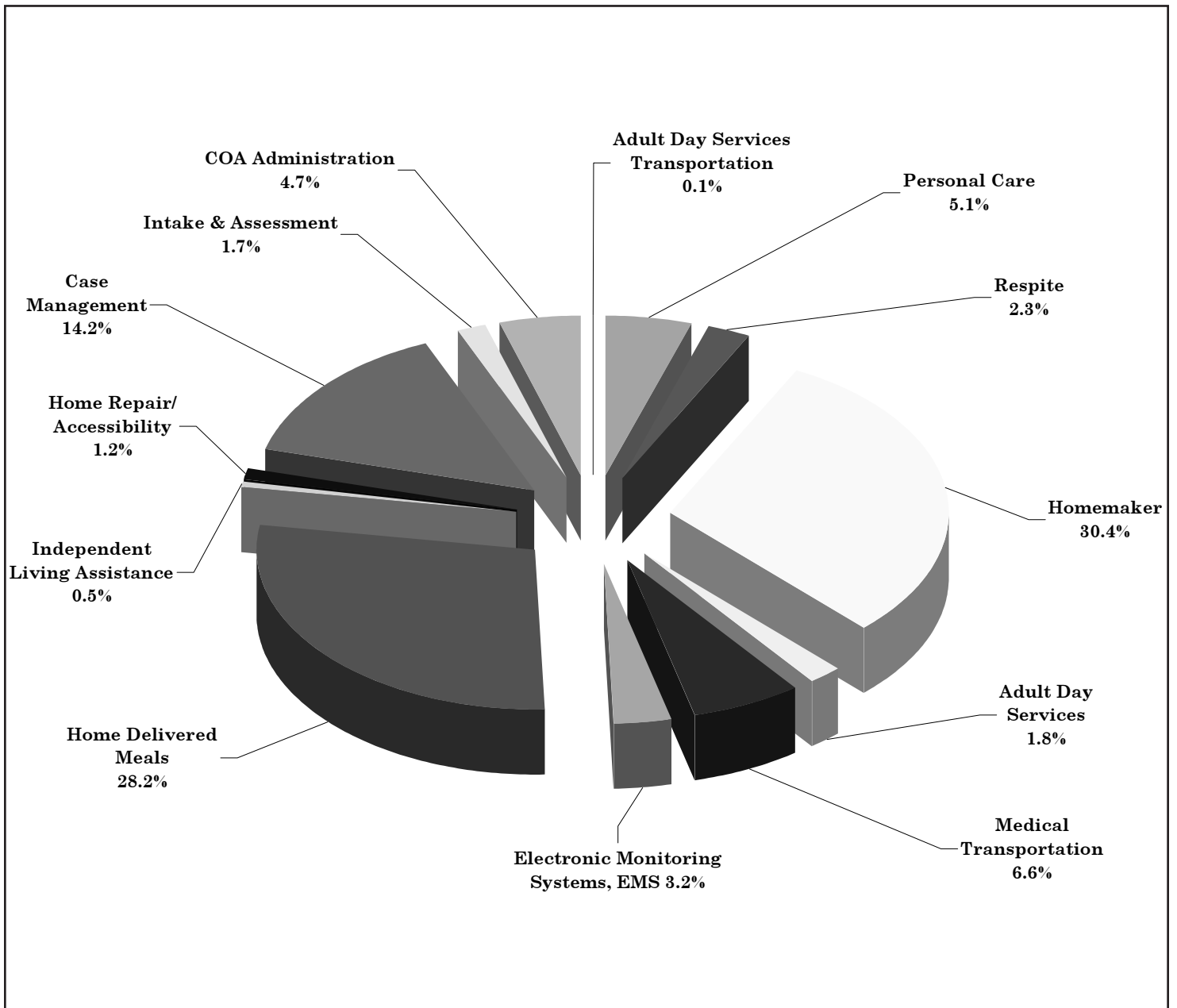
## Warren County Elderly Services Program How Funds are Used

**Total Clients Served: 1,855**

	<b>Clients</b>	<b>Service Units</b>	<b>Expenses</b>
Personal Care	212	9,328 hours	\$236,681
Homemaker	988	57,681 hours	1,412,906
Respite	61	4,352 hours	106,372
Adult Day Services	27	1,772 days	85,429
Adult Day Services Transportation	3	1,000 trips	2,062
Medical Transportation	308	7,227 trips	306,371
Electronic Monitoring Systems	802	6,728 rentals	147,204
Home Delivered Meals	1,273	212,493 meals	1,311,268
Independent Living Assistance	86	927 hours	22,620
Home Repair/Accessibility	100	107 repairs	57,069
Case Management	1,855		662,360
Intake & Assessment			80,240
COA <sup>SM</sup> Administration			219,063
Total Expenses			\$4,649,645
Federal, State and Other			(265,917)
Consumer Donation			(49,700)
Consumer Co-Payment			(70,593)
		<b>Total Levy</b>	<b>\$ 4,263,435</b>

Total Administration 4.7%

## Warren County Elderly Services Program Expenses January 1 - December 31, 2006

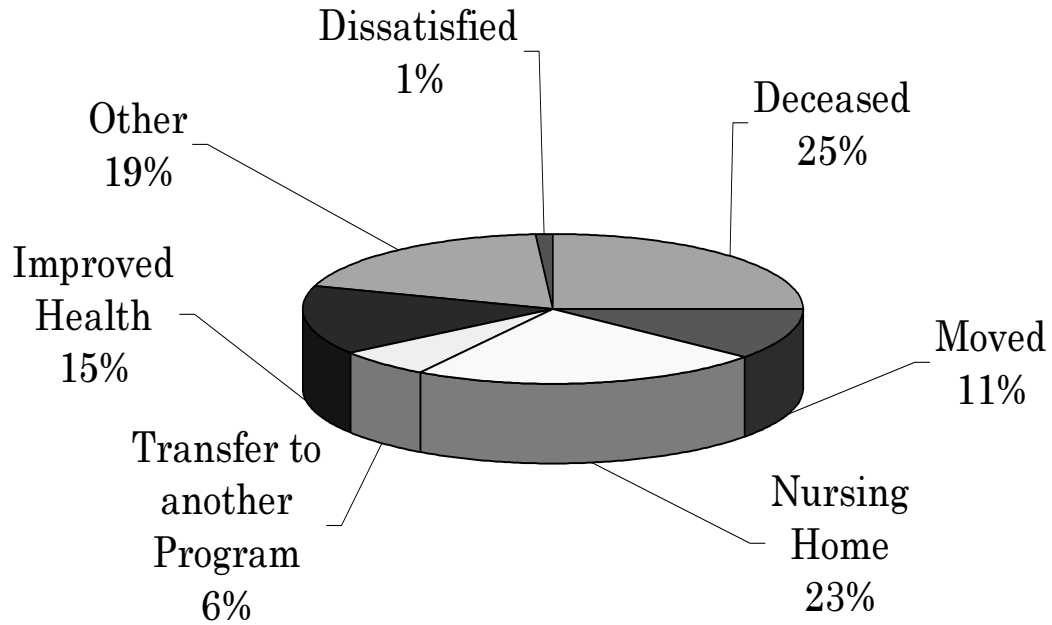


## **Warren County Elderly Services Program Where Clients Live**

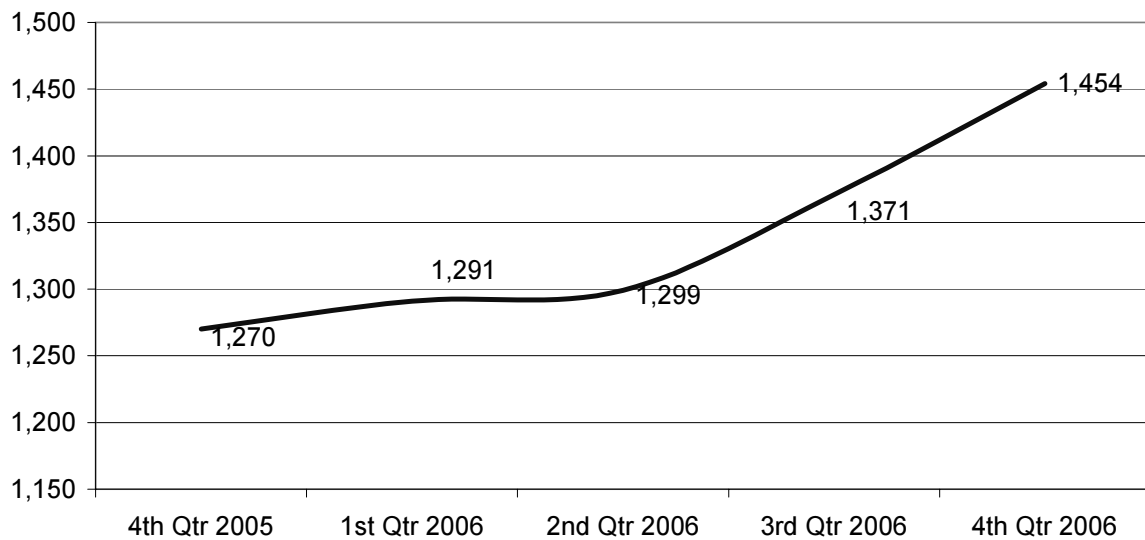
Carlisle Village	52	Middletown City (Warren County)	13
Clear Creek Township	41	Morrow Township	39
Deerfield Township	149	Other	18
Franklin Township	428	Salem Township	60
Hamilton Township	63	South Lebanon Village	55
Harlan Township	43	Springboro City (WarrenCounty)	67
Lebanon City	292	Turtle Creek Township	103
Loveland City (Warren County)	12	Union Township	44
Maineville Village	54	Washington Township	5
Mason City	191	Wayne Township	51
Massie Township	11	Waynesville Village	54

**Total Clients Served: 1,855**

### Warren County Elderly Services Program Reasons Why Clients Leave



### WCESP Number Served, 2006



## **Warren County Elderly Services Program Service Providers**

---

Acare Home Health	LifeSpan
Active Day of Cincinnati	LifeSphere
Alan W. Ahrend	McKnight Terrace
Almost Family	Meda-Care Transportation, Inc.
American Nursing Care Dayton	Medic One, Inc.
American Ramp Systems	Medicall, Inc.
Bathblest Renovations	Mercy Lifeline
Black Stone healthcare	Mercy Lifeline Cincinnati
Caring Hearts Home Health Care	Middletown Area Senior Citizens, Inc.
Charter Home Services	Millenium Nursing Agency
Clinton County Adult Day Center, Inc.	Nerswick Home Services LLC
Comfort Keepers #123	Nurses Care, Inc.
Comfort Keepers #172	Otterbein Lebanon Adult Day Service
Comfort Keepers #178	Personal Touch Home Care of Ohio, Inc.
Comprehensive Home Health Care Services	Response Ability Systems
Deaconess Lifeline	Responselink of Cincinnati
Edenview	Rural Metro Helpline
Emerson Heating & Cooling Company	Safeway Safety Step, Inc.
Fidelity Health Care	Senior Independence
First Medical Staffing of Ohio	Senior Independence Adult Day Services
Guardian Medical Monitoring, Inc.	Senior Resource Connection
Handy Household Helpers	SP Contracting
Helping Hands Healthcare	Spotless Maintenance Systems
High Quality Staffing LLC	Superior Home Care, Inc.
Home Care Network, Inc.	The Visiting Nurse Association of Greater Cincinnati & Northern KY
Home First Non-Medical	Thermal-Shield Inc.
Home Helpers	Tri State Maintenance
Homeowner Solutions	TriHealth Lifeline
House Mates	Universal Transportation Systems (U.T.S.)
Interim HealthCare of Cincinnati, Inc.	V & N Services, Inc.
Interim HomeStyles of Greater Cincinnati, Inc.	VRI
International Quality Health Care Corp.	Warren County Community Services, Inc.
Jewish Community Center of Cincinnati	
Jewish Family Service of the Cincinnati Area	

*Assistance. Advocacy. Answers on Aging.*

*Assistance. Advocacy. Answers on Aging.*



**Warren County Community Services**  
**570 North State Routh 741**  
**Lebanon, Ohio 45036**  
**513-695-2271**



*Council on Aging of Southwestern Ohio*  
*175 Tri County Parkway*  
*Cincinnati, Ohio 54246*  
*513-721-1025*  
*[www.help4seniors.org](http://www.help4seniors.org)*



**Agency Partner**