

Council on Aging of Southwestern OhioSM

Hamilton County Elderly Services ProgramSM

2006 Report to the Community

Assistance. Advocacy. Answers on Aging



Table of Contents

Message from the Chairman, Hamilton County
Elderly Services Program Advisory Council.....2

The Positive Impact of Consumer Directed Care in the
Elderly Services Program.....3

Hamilton County Elderly Services Program
Hamilton County Citizens for Elderly Services/Commissioners.....4

Success Story.....5

Client Profile.....6, 7

How Funds are Used 8

Expenses.....9

Where Clients Live.....10

Reasons for Leaving Hamilton County ESP and Number Served.....11

Service Providers.....12



A message from the chairman, Hamilton County Elderly Services Program Advisory Council

On behalf of Hamilton County Citizens for Elderly Services, it is my pleasure to present the Annual Report for 2006.

The Hamilton County Elderly Services Program (ESP) provided in-home services to nearly 8,000 clients this year. These clients are a vulnerable population; 55 percent are age 80 or over, 86 percent are severely disabled and 64 percent are living alone, often without a support system.

Services such as home-delivered meals, homemaking and personal care allow our clients to remain independent, live at home and be part of their community.

Consumer Directed Care continues to grow. Surveys show nearly 100 percent of clients are satisfied with the ability to choose their own caregiver and with the types of services they receive. As our population ages, consumer-directed care will be even more important, as the Baby Boomer generation will want choice and control over their services.

With an increase in life expectancy, we also see an increase in disabilities in our aging population. Hamilton County has one of the largest aging populations in the state. As indicated by our data, we are serving an older and needier client now and that can only increase in the future. We must be prepared.

In 2007, the tax levy that supports ESP will expire. We expect county commissioners to place the levy on the ballot in November. The Elderly Services Program has filled a community need to serve our frail elderly by providing services that extend their ability to remain in the community.

We thank the citizens of Hamilton County for supporting the county tax levy, and for recognizing the continued and increasing need for services in Hamilton County. We rely on that continued support in the upcoming year.

We pledge to continue providing quality care and advocacy for the needs of older adults.

H.A. Musser, Chairman
Hamilton County Elderly Services Advisory Council

Hamilton County Elderly Services Program

The Hamilton County Elderly Services Program helps older adults remain independent within the familiar surroundings of their own homes for as long as possible.

Nursing homes are often necessary, but most people do not want to go there before their time. With the help of services such as home-delivered meals and homemaking, many older adults can delay or prevent nursing home placement.

Of all the options for long-term care, services in the home are also the least expensive. It costs about \$335 a month per client in Hamilton County's Elderly Services Program, compared with \$4,800 a month for nursing home care.

Hamilton County's Elderly Services Program is supported by a local tax levy, funds from Title III of the Older Americans Act, and co-payments from clients who are able to contribute to the cost of their care. Donations are also accepted for the home-delivered meals program.

The program is managed by Council on Aging of Southwestern Ohio in partnership with the Hamilton County commissioners.

Other agencies provide a variety of services, such as home repair and electronic monitoring devices, that help the older residents of Hamilton County remain as independent as possible for as long as possible.

Cost is \$335 a month per client in Hamilton County's Elderly Services Program

Cost is \$4,800 a month for nursing home care

Hamilton County Elderly Services Program Advisory Council

This advisory council is a diverse community board appointed by the county commissioners to oversee the tax levy-funded Elderly Services Program.

Chairman, H.A. Musser
Vice Chairwoman, Candy J. Hart
Secretary, Petrina Garritano

Dorothy Christenson
Shirley Colbert
Warren C. Falberg, CHE
Virginia A. Fox
Ann McCracken, RNC, Ph.D.

Rebecca Ritchie
David Scharfenberger
Richard Schramm
Lewis Seiler
Judy L. Singleton, Ph.D.

Hamilton County Commissioners

Todd Portune

Pat DeWine

David Pepper

Administrator, Patrick Thompson

The Positive Impact of Consumer Directed Care in the Elderly Services Program

During 2006, there were 181 clients with eleven care managers involved in Consumer Directed Care (CDC) in the Hamilton County Elderly Services Program.

Consumer Directed Care gives people more choice and control over services. Those who enroll through Council on Aging may hire, train, and manage their own services.

Clients must complete training, have a care plan, and paid workers available. Clients who are unable to complete the duties due to frailty or mental impairments are required to appoint an authorized representative before starting services.

In the traditional ESP program, most clients interact with a variety of workers and a care manager. In CDC, typically one worker handles everything from personal care and homemaking to independent living and companion services. Clients prefer to have ongoing relationships with caregivers whom they know and trust. Importantly, worker turnover is rare

in this program. Nearly 80 percent of clients have kept the same worker while enrolled in the program. Client surveys show nearly 100 percent like being able to choose who they want to take care of them, the types of services they will receive, when and how much. Also, for most caregivers, consumer direction gives them respite and more time to focus on other things besides caregiving.

Those involved in the CDC program are overwhelmingly satisfied with it and recommend the program to others.

“I’m a 24-hour-a-day, seven days a week caregiver for my mom. Without Consumer Directed Care, my mother could not possibly afford care in the home. Consumer Directed Care has been a supplement that allows us to have part-time employees to help us.”

Rebecca Ritchie

Hamilton County ESP • Total Clients Served: 7,994

Changing Profile of the ESP Client - 2006

The client profile gives us a picture of an aging population living longer, displaying increased disabilities and having a greater need for services. As health care costs continue to escalate, the Elderly Services Program must be prepared to meet the growing needs of our older adult population.

- Average out-of-pocket medical costs per ESP client for 2006 were \$191/per month. The average monthly income per client was \$1,530.
- More than half of ESP clients were 80 years or older. Their average age was 80.
- 86 percent of ESP clients had a severe disability, a 4 percent increase over last year.
- 25 percent of ESP clients contributed to the cost of their care.
- 64 percent of ESP clients lived alone.
- 181 ESP clients participated in Consumer Directed Care.

A Hamilton County Elderly Services Program Success Story

Still at home at 101 years of age

Martha McKenney is one of more than a dozen Hamilton County Elderly Services Program clients who are 100 years of age or older. Now living in Westwood with her daughter, Mrs. McKenney is 101.

Mrs. McKenney remembers a lot about her life on a farm in Falmouth, Kentucky where she and her husband raised their three children and she cared for her father-in-law.

During those 42 years of marriage, Mrs. McKenney never missed preparing breakfast for her family in her back porch kitchen. She would be up at first light fixing bacon or fried chicken along with biscuits and gravy. After breakfast, came the laundry. “It was hard to wash those overalls and blue shirts on the washboard and get the collars clean,” Mrs. McKenney said.

The McKenneys grew vegetables and tobacco and had “milk cows.” For entertainment, they would listen to the radio, take a ride in the horse-drawn buggy or go frog gigging.

Now Mrs. McKenney rests and receives help from the Elderly Services Program. She has a home health aide who helps her with bathing and grooming. She recently received a lift chair, which “is a godsend,” according to daughter, Joan.

When asked the secret to her longevity Mrs. McKenney said, “No secret. It just happened.”

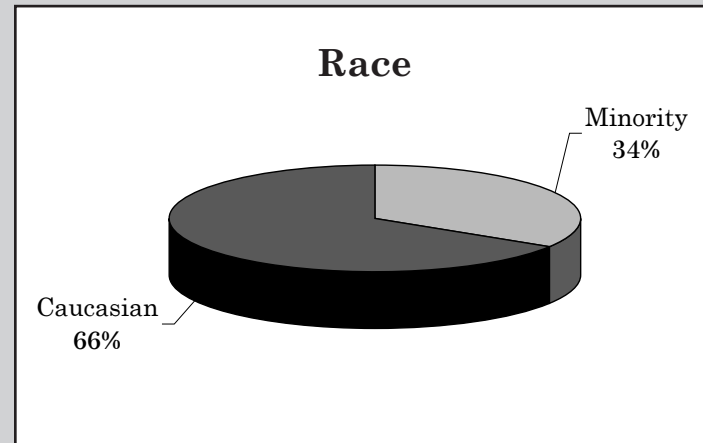


Hamilton County ESP Client Profile

Racial Profile

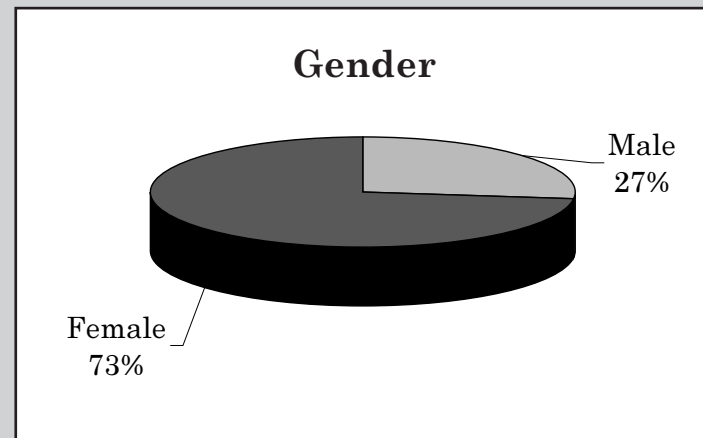
Caucasian	5,252
African-American	2,573
Other	169
Total	7,994

Minorities are 18.0 percent of the Hamilton County population (Census 2000). Thirty-four percent of Hamilton County Elderly Services Program clients are minorities.



Gender

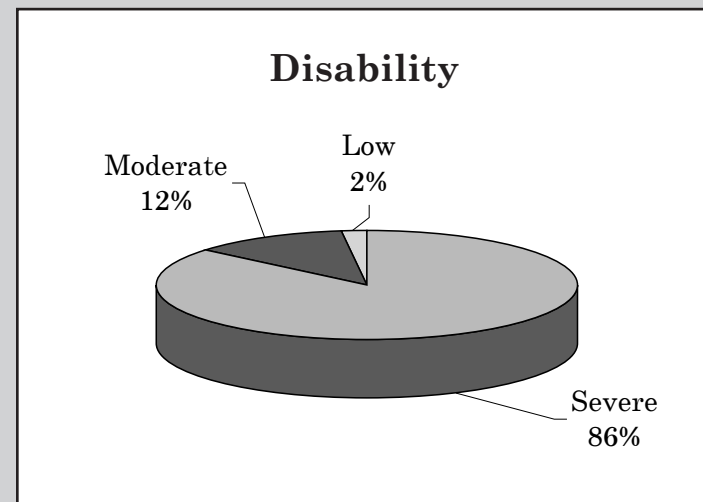
Male	2,162
Female	5,832
Total	7,994



Level of Disability

Low Disabilities	161
Moderate Disabilities	920
Severe Disabilities*	6,913
Total	7,994

* Severe disability means impairment of two or more activities of daily living, such as bathing and eating.

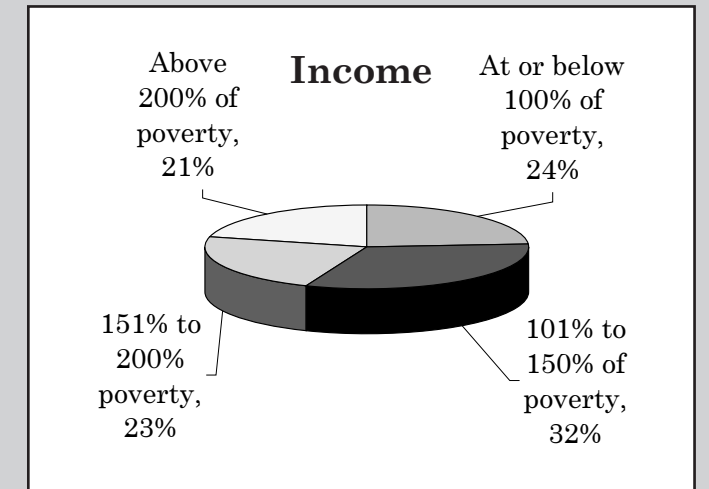


Hamilton County ESP Client Profile

Income and Expenses

Income:
79 percent at or below 200 percent of FPL*
21 percent above 200 percent of FPL

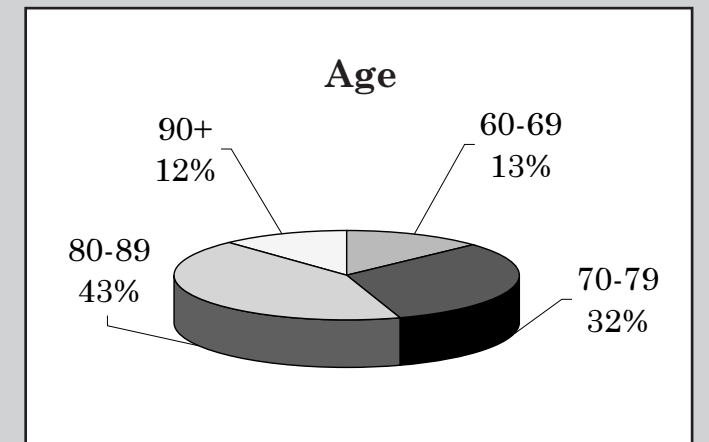
- Average monthly income of clients = \$1,530
- Average monthly out-of-pocket medical costs per client = \$191
- 25 percent of the clients have a co-payment for services



Age

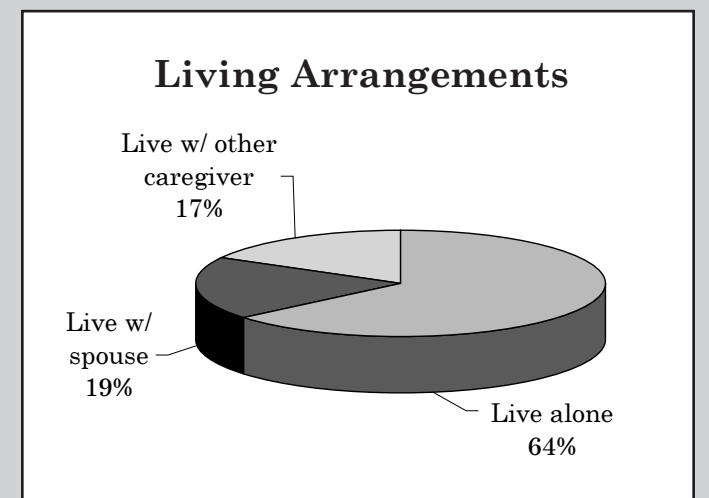
Age 60 - 69	1,045
Age 70 - 79	2,574
Age 80 - 89	3,393
Age 90+	982
Total	7,994

The average age of Hamilton County ESP clients in 2006 was 80 years old.



Living Arrangements

Live with spouse	1,565
Live with other caregiver	1,327
Live alone	5,102
Total	7,994



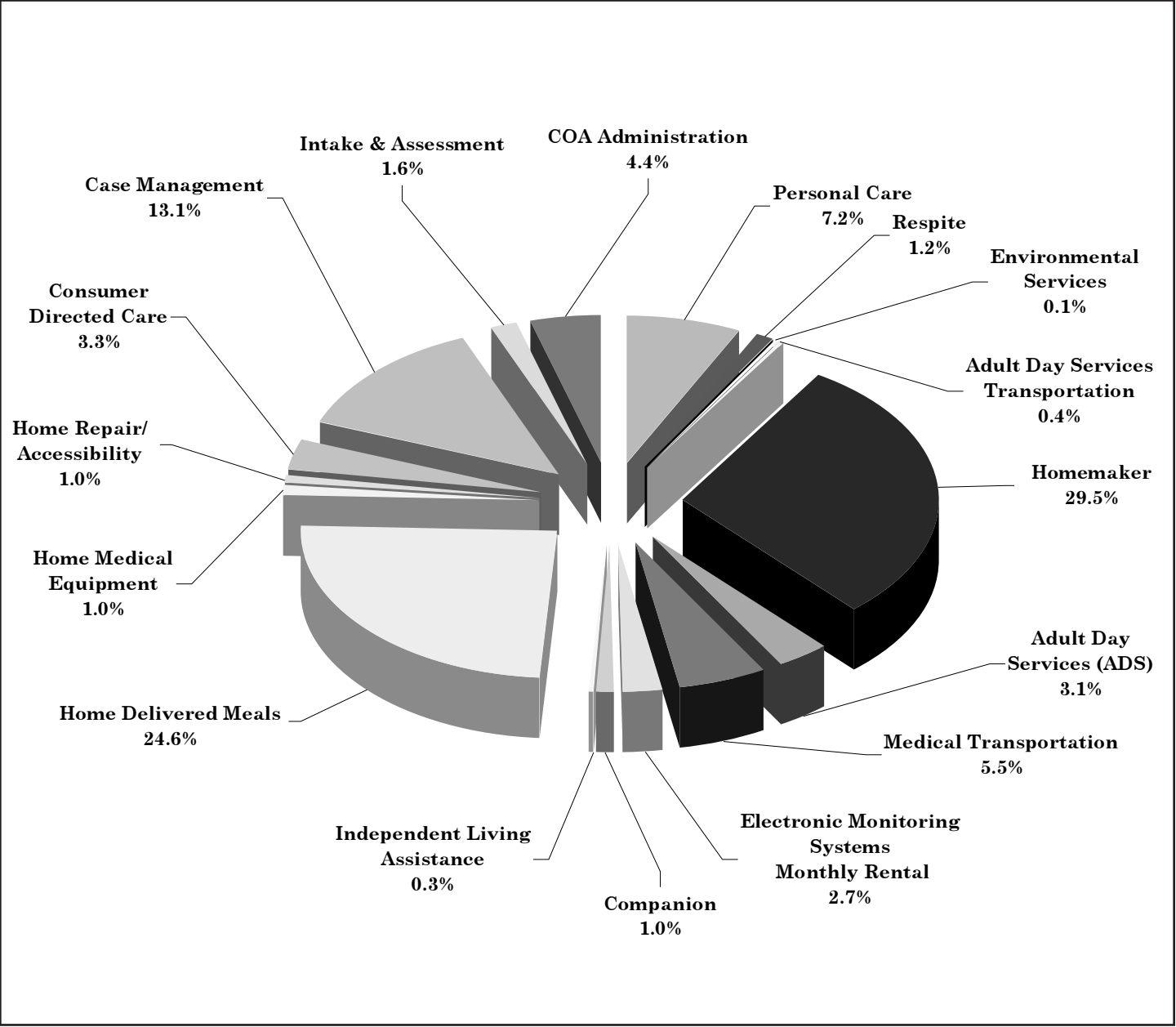
* FPL – Federal Poverty Level for 2006: an annual income of \$9,800 for one person

Hamilton County Elderly Services Program
How Funds Are Used

Total Clients Served: 7,994

	Clients	Service Units	Expenses
Personal Care	1,264	63,069 hours	\$1,362,083
Homemaker	3,698	268,485 hours	5,600,598
Respite	135	10,074 hours	225,108
Adult Day Services	239	13,395 days	594,739
Adult Day Services Transportation	110	38,494 trips	77,398
Medical Transportation	1,074	39,721 trips	1,050,091
Electronic Monitoring Systems	2,791	23,955 rentals	518,979
Companion Services	166	14,427 hours	185,040
Independent Living Assistance	215	2,545 hours	50,988
Home Delivered Meals	4,055	747,542 meals	4,654,740
Home Medical Equipment	1,084	1,641 items	186,972
Environmental Services	24	99 jobs	20,782
Home Repair/Accessibility	337	390 repairs	181,613
Consumer Directed Care	181	N/A	624,264
Case Management	5,679		2,480,000
Intake & Assessment			301,777
COA SM Administration			838,107
Total Expenses			\$18,953,279
Federal and State			(1,388,264)
Other Revenue*			(214,425)
Client Donation			(152,103)
Client Co-Payment			(489,198)
Total Administration	4.4 percent	Total Levy	\$ 16,709,289

Hamilton County Elderly Services Program Expenses
January 1 - December 31, 2006

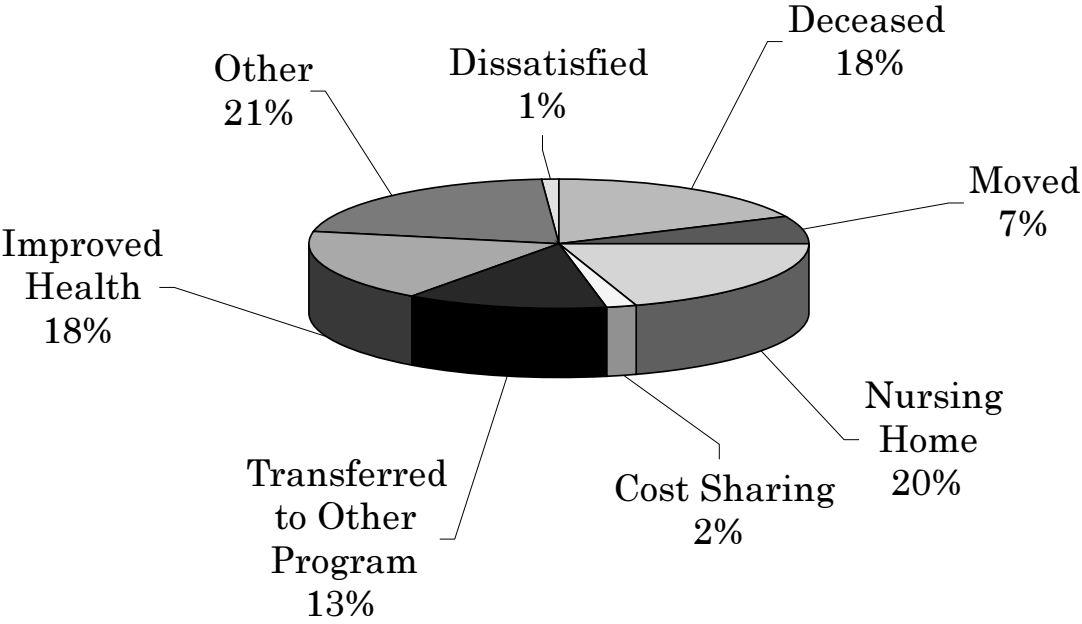


Hamilton County Elderly Services Program
Where Clients Live

Amberly Village	21	Madeira	55
Anderson Township	231	Mariemont	20
Blue Ash	13	Miami Township	37
Cheviot	146	Montgomery	18
Cleves	47	Mt. Healthy	213
City of Cincinnati	4,331	North College Hill	91
Colerain Township	364	North Bend	13
Columbia Township	8	Norwood	229
Deer Park	112	Other	71
Delhi Township	68	Reading	99
Elmwood	5	Sharonville	100
Forest Park	176	Silverton	100
Glendale	28	Springdale	143
Golf Manor	46	Springfield Township	210
Green Township	407	St. Bernard	63
Greenhills	5	Sycamore Township	159
Harrison Township	114	Terrace Park	10
Lincoln Heights	77	Whitewater Township	19
Lockland	55	Woodlawn	38
Loveland	18	Wyoming	34

Total Clients Served: 7,994

Hamilton County
Elderly Services Program
Reasons Why Clients Leave



Study praises ESP and predicts significant growth



Ken Wilson, Director of Programs and Planning

A study of the Hamilton County Elderly Services Program (ESP) shows the program is sound, but changes may be needed to prepare for the aging of the population.

Based on current eligibility criteria and utilization rates, ESP will experience modest growth through 2010, but will need to gradually increase enrollment to meet demand, according to the study completed by the Scripps Gerontology Center of Miami University. By 2020, the study said, the caseload will be 24 percent larger than it was in 2005.

As the need for the program increases – along with costs - hard decisions may have to be made about who is eligible for services, the study said.

Unlike PASSPORT, which is restricted to disabled people who would be eligible to enter a nursing home, the Elderly Services Program is open to people with a range of disabilities from moderate to severe.

“The study validates what we are doing, but it also raises as many questions as it answers,” said Ken Wilson, Director of Programs and Planning. “We know, even with growth, ESP is only meeting a fraction of the community need.”

Released in February 2007, the study was commissioned by the Hamilton County Elderly Services Program Advisory Council, which oversees the Elderly Services Program. The council wanted to review the program to help prepare for the tax levy which is expected to be on the ballot in November. The five-year levy that supports the program expires at the end of 2007.

The study praised the ESP as a model program that does a better job of collecting customer satisfaction data than any other levy program in Ohio. Satisfaction rates range from 84 percent to 94 percent for home-delivered meals, personal care and homemaking services.

Hamilton County Elderly Services Program

Service Providers

A.D. Home Health Care	Emerson Heating & Cooling Company	Medicall, Inc.
A.M. & P.M. Home Care Services, II	Envision Home Care Alternatives, Inc.	Mercy Lifeline
Active Day of Cincinnati	Family Care, Inc.	Mercy Lifeline Cincinnati
Advanced Medical Equipment	First Medical Staffing of Ohio	Millenium Nursing Agency
Alan W. Arend	Formula Exterminators, Inc.	Milt's Termite & Pest Control
Algo Termite & Pest Control	Frosty's Chauffeur Service	Mullaney's Pharmacy and Home
All Gone Termite & Pest Control	Gentiva Health Services	Health Care
Almost Family	Guardian Medical Monitoring, Inc.	Nerswick Home Services LLC
Alternative Home Care & Staffing, Inc.	Handy Household Helpers	North College Hill Senior Center
Amenity Home Health Care, LLC	Harmony Court Day-By-Day	Northwest Elder Care LLC
American Nursing Care Cincinnati	Harrison Senior Center	Nurses Care, Inc.
American Ramp Systems	Healing Connections Associates, Inc.	Personal Touch Home Care of Ohio, Inc.
Bathblest Renovations	Helping Hands Healthcare, Inc.	Private Home Care
Bernens Medical	High Quality Staffing LLC	Response Ability Systems
Black Stone healthcare	Hillebrand Home Health	ResponseLink of Cincinnati
Caring Hearts Home Health Care, Inc.	Home Care Network, Inc.	Rural Metro Helpline
Caring Services of Southwest Ohio	Home First Non-Medical	Safeway Safety Step, Inc.
Catholic Social Services of	Home Health Care Services	Saint Joseph Construction
Southwestern Ohio	Home Helpers	Santa Maria Community Services, Inc.
Center Hill Adult Day Care	Homeowner Solutions	Senior Independence
Charter Home Services	House Mates	Senior Independence
Cincinnati Area Senior Services	Hyde Park Center for Older Adults	Adult Day Services
Clifton Senior Center	Interim Health Care of Cincinnati, Inc.	S P Contracting
Colerain Township Senior Center	Interim HomeStyles of Greater	Spotless Maintenance Systems, Inc.
Comfort Keepers #123	Cincinnati, Inc.	Superior Home Care, Inc.
Comfort Keepers #172	International Quality Health Care Corp.	The Visiting Nurse Association of Greater
Comfort Keepers #200	Jewish Community Center of Cincinnati	Cincinnati & Northern Kentucky
Comfort Keepers #224	Jewish Family Service of the	Thermal-Shield, Inc.
Community Services West	Cincinnati Area	Tri-State Maintenance
Comprehensive Home Health Care	Jewish Vocational Service	TriHealth Lifeline
Services, Inc.	Judson Home Care	Twin Towers Day Stay
Day Share Senior Services	LifeSphere	Universal Transportation Systems
Deaconess Lifeline	LifeSphere Home Health Services	V & N Services, Inc.
Dupree Community Meals on Wheels	M. J. Nursing Registry, Inc.	VRI
Edenview	Meda-Care Transportation, Inc.	Wesley Community Services
Eldermount Adult Day Program	Medic One, Inc.	Wilson Adult Day Services

Assistance. Advocacy. Answers on Aging.



Council on Aging of Southwestern Ohio
175 Tri County Parkway
Cincinnati, OH 45246
513-721-1025
www.help4seniors.org

