

Warren County

Elderly
Services
Program
Esp

2007 Annual Report





“If I won the lottery, I’d give it away because I do not want to move. I have everything here I could possibly want.”

~ Joyce Carrier lives in a senior housing complex at Deerfield Commons in Mason. She and about 40 other residents are Warren County Elderly Services Program (WCESP) clients. A service coordinator from Warren County Community Services makes sure the WCESP clients who live at the complex are getting the care and help they need.

Assistance

Dear Friends,

On behalf of the Warren County Elderly Services Program Advisory Council, it is my pleasure to present our Annual Report for 2007.

Since the passage of our 1.21-mill tax levy in November 2006, our program has been growing strongly. At the time of the levy, we had nearly 300 people on a waiting list for in-home services. But by spring, 2007 the staff at Warren County Community Services had enrolled everyone who still needed services and the waiting list was gone.

In fact, the Elderly Services Program grew by 12 percent in 2007 over the previous year. We believe we are going a long way toward meeting the need in our community.

The Elderly Services Program is not only compassionate; it's cost effective. Our program can provide in-home services for \$301 per client, per month, on average. These services may delay or prevent nursing home placement, where the Medicaid expenditure may be as much as \$4,800 a month.

Inside our annual report, you will read about the people we help and the highlights of our year, including ending the waiting list.


The Elderly Services Program is needed today more than ever. As our population ages, more people have disabilities and need daily help. It's important for Warren County residents of all income levels to be able to choose from a variety of long-term care options, based on their needs. These include in-home and community-based services such as those we provide, as well as different types of housing, retirement communities, and nursing homes.

We thank the people of Warren County for supporting the Elderly Services Program. We take our responsibility seriously and pledge to continue to provide high quality care with careful stewardship of the community's tax dollars.

Bernard F. Eichholz, Chairman
Warren County Elderly Services Program Advisory Council



Bernard F. Eichholz



Warren County Elderly Services Program
Helping older adults maintain their independence in Warren County

(513) 695-2271

The Warren County Elderly Services Program

The Warren County Elderly Services Program (WCESP) helps older adults remain independent within the familiar surroundings of their own homes for as long as possible.

Nursing homes are often necessary, but most people do not want to go there before their time. With the help of services such as home-delivered meals and housekeeping, many older adults can delay or prevent nursing home placements.

Of all the options for long-term care, services in the home are also the least expensive. It costs about \$300 a month per client in Warren County's Elderly Services Program, compared with \$4,800 a month for nursing home care.



Warren County's Elderly Services Program is supported by a local tax levy, funds from Title III of the Older Americans Act, state funding, and co-payments from participants who are able to contribute to the cost of their care. Donations are also accepted for the home-delivered meals program.

Council on Aging of Southwestern Ohio (COA) administers the program under a contract with Warren County Board of Commissioners. COA processes all billing, and provides program planning, reporting, auditing, contracting services, technical assistance, and community engagement activities. Agencies contract with COA to provide in-home services such as housekeeping help and personal care (bathing and grooming).

Policy and oversight are provided by the Warren County Elderly Services Program Advisory Council, a volunteer community board.

Warren County Community Services, Inc. is responsible for assessing and enrolling clients as well as case management.

**It costs \$301 a month per client in
Warren County's Elderly Services Program,
compared to \$4,800 a month for nursing home care.**



Warren County Elderly Services Program is provided by:

Warren County Commissioners



Left to right, Warren County Commissioners are:
C. Michael Kilburn, Pat South and David G. Young

Warren County Elderly Services Program Advisory Council (2007)

Bernard F. Eichholz: *Chair*

Nick Nelson: *Vice Chair*

Mark Clark
Freda Kilburn

Dave Gully
Ann Munafo

Dr. Don Juszczuk



Council on Aging of Southwestern Ohio | *Answers on Aging*

175 Tri County Parkway, Cincinnati, Ohio 45246
(513) 721-1025 ~ www.help4seniors.org

Intake and case management services:



570 North State Route 741
Lebanon, Ohio 45036
(513) 695-2271

CLIENT STORY - KELLY McGEORGE

Kelly McGeorge was born in a home with a dirt floor and has lived simply ever since. But if you talk to Kelly about his rough and tumble days as a barkeep at a storied bar along the Little Miami River, you'll discover there's more to this small, 74-year-old man, than meets the eye.

Motorcycle gangs, floods, a less-than-savory clientele, gunshot wounds. These were some of the stories Kelly shared from his days working at the Train Stop Inn in Fosters, a speck of a community tucked in along Warren County's Old 3C Highway. Cheers it was not, but Kelly worked there for more than a decade and has the scars to prove it – parts of a bullet remain lodged in his back from the night some vengeful customers were tossed out of the bar.

Kelly has outlived 11 brothers and sisters. Herschel – Kelly's brother, friend and companion of 39 years – died in 2004. "That hurt me real bad," Kelly said and pointed to a cherished picture of the two brothers. It's not clear what was wrong with Herschel, but he needed to be watched after and Kelly did so faithfully for nearly 40 years, until Herschel needed more intensive care and supervision in a nursing home.

Plagued by arthritis in his back, Kelly now gets some help of his own through the Warren County Elderly Services Program (ESP). His care manager, Jena Stugmyer from ESP case management agency Warren County Community Services, makes sure Kelly gets the help he needs. Beyond ESP, Jena has helped raise money for Kelly when he needed to buy a burial marker for Herschel and when he needed to pay a utility fee to move into a more accessible apartment. "Jena has helped me so much," Kelly said.

WCESP helps Kelly maintain the simple, independent life he's always known. In his small Lebanon apartment, he studies his Bible (he has no TV) and watches the birds in the feeder outside his window. Kelly gets a few hours of homemaking and independent living assistance each week, and home-delivered meals. "It's great," Kelly said. "I can't do without it."



Kelly McGeorge with his 2001 Bible Study Championship 1st Place Trophy.

Profile of the typical ESP client



Because of age and disability, our clients aren't out and about as they once were. But in their younger days, they were teachers, office workers, homemakers, nurses, civic volunteers – in short, the backbone of our community. Today, the Elderly Services Program helps them preserve their independence and dignity.

Our typical client is a woman in her 80s. She lives alone on a modest income of about \$1,653 a month, from which she pays nearly \$267 in out-of-pocket medical costs. Her income is too high to qualify for Medicaid, the government insurance program for the poor, but too low to allow her to hire in-home help.

Because of age-related health problems, she can no longer do several activities without help, like shop for groceries or clean her house. She is prone to falling and moves about with difficulty.

From ESP, she receives an emergency response device, a daily home-delivered meal, and several hours a week of house-keeping help. ESP also added grab bars to her bathroom. With the help of her family and these basic services, she avoids premature placement in a nursing home.

After levy victory, program grows and ends waiting list

After voters approved a 1.21-mill senior services tax levy in November 2006, care managers for the Warren County Elderly Services Program wasted no time in enrolling people who had been on a waiting list. The list had grown to nearly 300 people at the time of the levy. By spring of 2007, the list was gone.

The program enrollment has continued to increase, as one might expect in a county growing as quickly as Warren. Market penetration for the Elderly Services Program is now nearly 75 percent, which is significantly higher than that of Butler, Clinton and Hamilton counties. This means the Warren County program is reaching a very high proportion of eligible seniors. We never expect 100 percent market penetration because some of those who are eligible for the program do not need the services.

At the same time, census data – which we use to determine market penetration – lags behind the growth in Warren County. As a result, we could see some reduction in market penetration with the next census in 2010.

To cope with growth and better serve the older adults of Warren County, care managers for the Elderly Services Program (employed by Warren County Community Services, Inc.) and care managers for PASSPORT (Council on Aging) are working together to improve communications and streamline processes.

CLIENT STORY - JOYCE CARRIER

Every morning Joyce Carrier bowls a few rounds in her own living room with the Wii video game her son bought for her. She says it gets the blood flowing.

A gregarious woman with a lively sense of humor, Joyce isn't one to sit around, even if she isn't as mobile as she used to be. She lives in an apartment at the senior housing complex of Deerfield Commons in Mason and spends time at its community building nearly every day. She plays chair volleyball, belongs to an exercise group, swims, and enjoys the congregate meal on Fridays.

"Family is great, but you need friends and people your own age," Joyce said. "We look out for each other here and if you don't see somebody for a couple days, you go check on them. I don't let people not talk to me," she laughed. "I've always been like that."

About half of the 90 residents of Deerfield Commons are clients of the Warren County Elderly Services Program, said care manager Barb Fink, of Warren County Community Services, Inc. Barb is service coordinator for Deerfield Commons and Berry Wood, another senior housing complex in Loveland. Many residents are home-bound and less active than Joyce, Barb said. Joyce does well with a couple of hours of homemaking help each week, plus an emergency response device.

A former district supervisor for White Castle, Joyce moved in with her daughter after her husband died. She relocated to Deerfield Commons to give them both a little more breathing room. "Everybody got along, but I felt like a little mole living in the basement," Joyce said. "Now, if I won the lottery, I'd give it away because I do not want to move. I have everything here I could possibly want."



Joyce Carrier (left) with Warren County Community Services care manager, Barb Fink

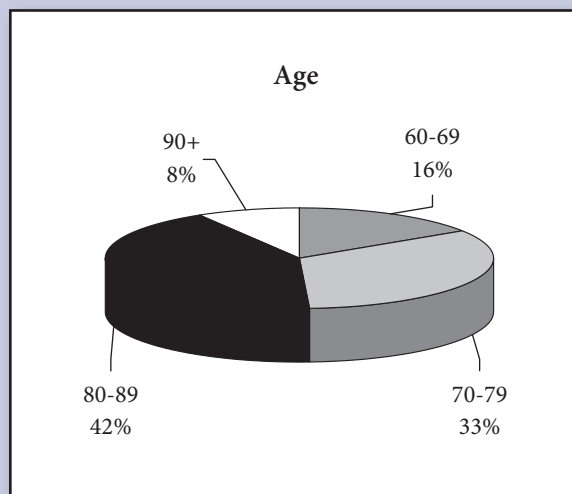
Warren County ESP Client Profile

Our typical client is an 79-year-old disabled woman, living alone on a modest income. These pages show the detail of our client demographics. **Total clients served in 2007: 2,083.** Please note that pie charts may not equal 100 percent due to rounding.

Age

The average age of the Warren County ESP client in 2007 was 79 years old. Eligibility for the program starts at age 60.

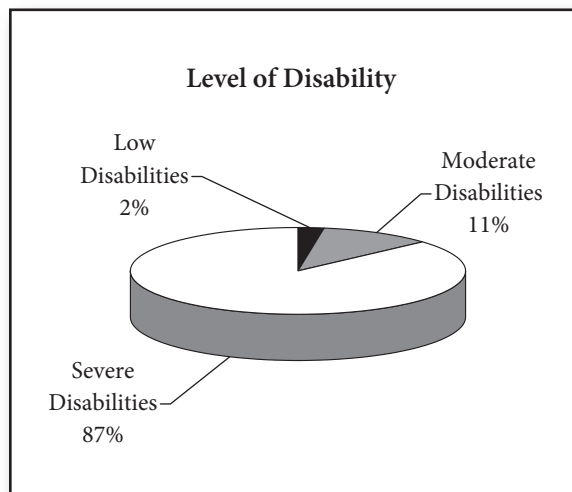
Age 60 – 69	331
Age 70 – 79	696
Age 80 – 89	879
Age 90+	177



Level of Disability

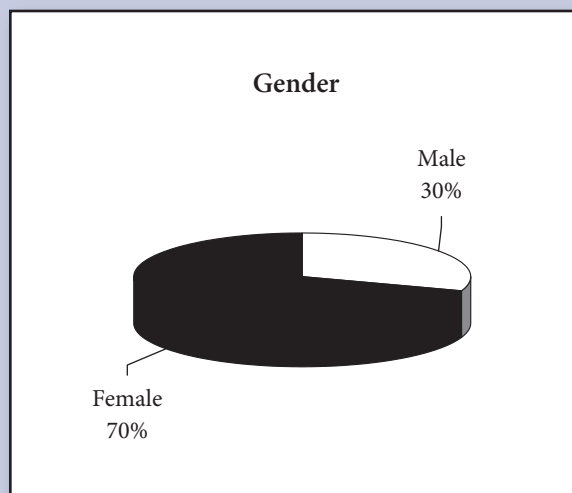
After age, the second qualifying factor for ESP is disability. All clients need the program in order to continue functioning independently in their homes. The vast majority of ESP clients have a severe level of disability. Severe disability means impairment in two or more daily living activities such as bathing or preparing food.

Low Disability	51
Moderate Disability	228
Severe Disability	1,804



Gender

Male	631
Female	1,452

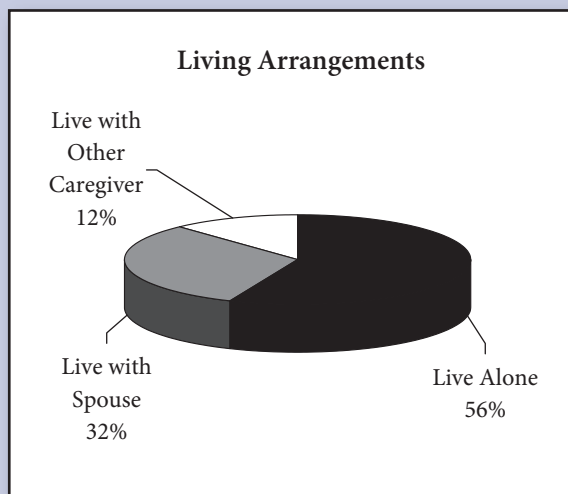


Warren County ESP Client Profile

Living Arrangements

ESP is intended to supplement the care that is provided by family and friends. Many clients, however, do not have anyone who helps them regularly other than through the program.

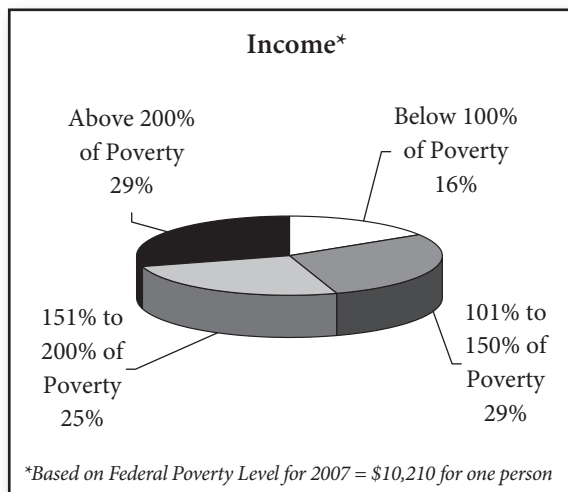
Live with spouse	657
Live with other caregiver	251
Live alone	1,175



Income and Expenses

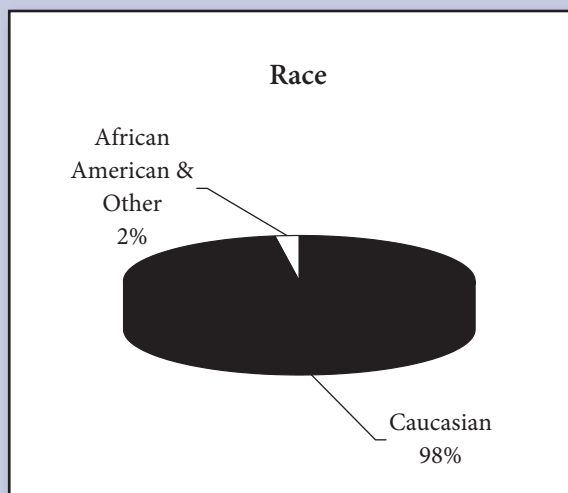
According to federal standards, most ESP clients live in poverty or near-poverty. The 2007 Federal Poverty Level for one person was \$10,210 a year. Based on a sliding scale formula that takes income and health care expenses into account, some clients are required to make a monthly co-payment.

Clients with annual incomes at or below \$20,420:	70%
Clients with annual incomes above \$20,420:	29%
Average monthly income of clients:	\$1,653
Average monthly out-of-pocket medical costs per client:	\$267
Clients with a co-payment:	27%



Race

Caucasian	2,037
African-American & Other	46



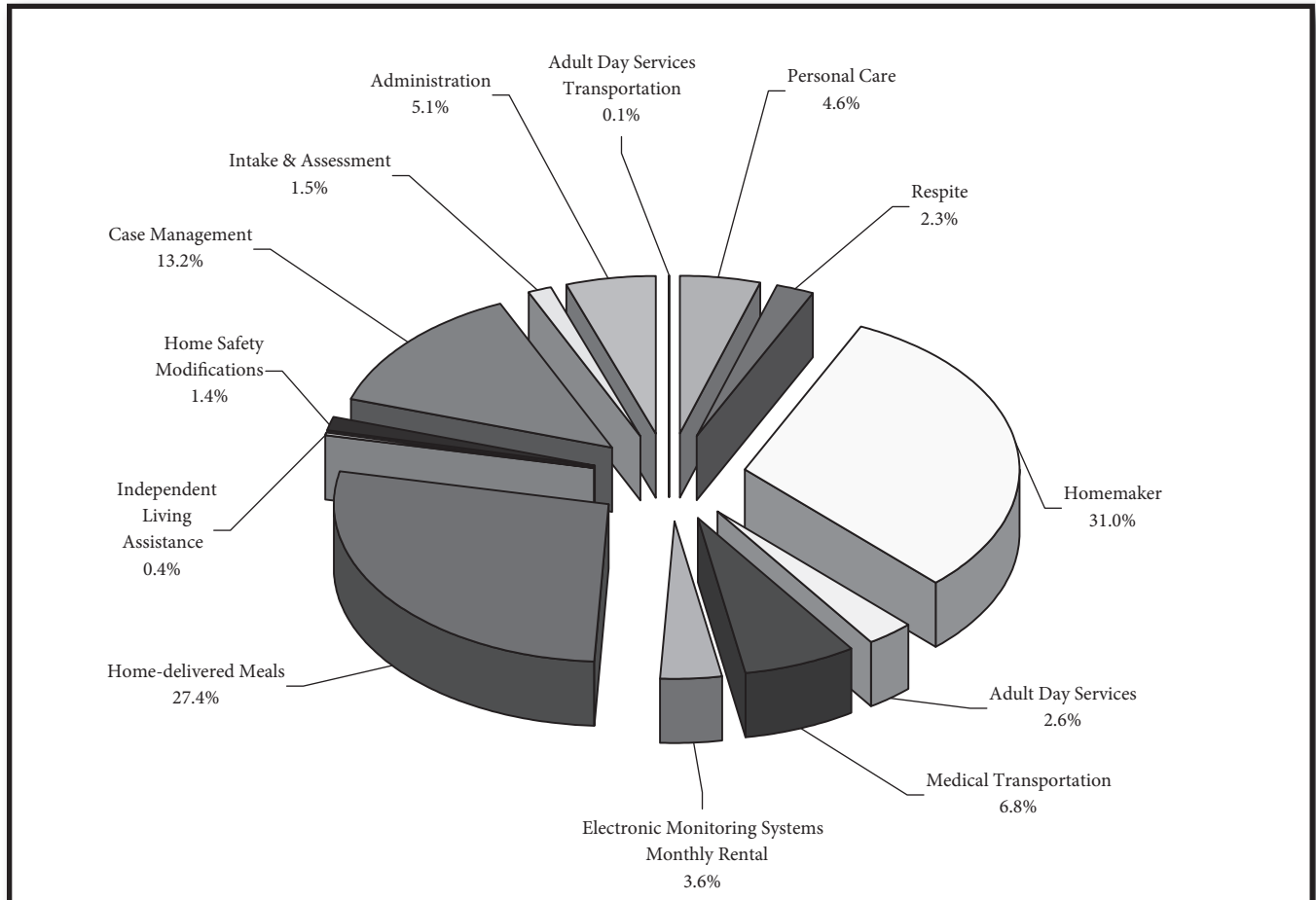
WARREN COUNTY ELDERLY SERVICES PROGRAM: How Funds Are Used

Without the support of Warren County taxpayers, the Elderly Services Program would not exist. Local tax dollars cover more than 90 percent of the total cost of the program. The remaining funding comes from federal, state and grant sources, client donations (requested, but not required, for home-delivered meals), and client co-payments (27 percent of clients qualify for a co-payment, based on their income and medical expenses).

The table on page 9 shows the number of clients who received each type of service, the number of service units they received (hours, trips, etc.) and the total cost for those units. The pie chart below shows that our three greatest expenses are for homemaking, home-delivered meals, and case management. ESP is not a one-size-fits-all program. It is flexible in order to provide the right services, in the right amounts, at the right times.

Provider agencies (see list, page 12) deliver these services under contract with Council on Aging of Southwestern Ohio (COA). COA handles contracting, program policy development, financial administration, information technology, quality improvement, communications, data collection and analysis. As southwestern Ohio's Area Agency on Aging, COA is charged with identifying, planning, facilitating and monitoring services to improve quality of life for older adults, including those living in Warren County.

Warren County Elderly Services Program Expenses
January 1 - December 31, 2007



WARREN COUNTY ELDERLY SERVICES PROGRAM: How Funds Are Used

EXPENSES			
<i>Service</i>	<i>Clients Served</i>	<i>Service Units</i>	<i>Cost</i>
Home-delivered Meals	1,245	227,072 meals	\$1,423,902
Electronic Monitoring System Monthly Rental	1,021	8,869 months of rentals	\$189,435
Homemaker	990	65,594 hours	\$1,610,164
Medical Transportation	333	8,257 trips	\$354,734
Personal Care	245	9,459 hours	\$239,177
Home Safety Modification	142	152 jobs	\$74,025
Independent Living Assistance	73	896 hours	\$22,377
Respite	58	4,912 hours	\$118,346
Adult Day Services	47	2,798 days	\$135,054
Adult Day Services Transportation	9	1,933 miles	\$4,749
Case Management	2,083	N/A	\$687,608
Intake and Assessment	N/A	N/A	\$75,847
Administration	N/A	N/A	\$265,322
TOTAL EXPENSES	2,083		\$5,200,740
REVENUE			
Federal, State and Other			\$252,621
Client Donation			\$43,127
Client Co-Payment			\$104,028
Warren County Elderly Services Levy			\$4,800,964
TOTAL REVENUE			\$5,200,740



WARREN COUNTY ELDERLY SERVICES PROGRAM: Where Clients Live

<i>Jurisdiction</i>	<i>Clients Served</i>	<i>Jurisdiction</i>	<i>Clients Served</i>	<i>Jurisdiction</i>	<i>Clients Served</i>
Butler	2	Harveysburg	1	Salem Township	56
Carlisle	62	Lebanon	366	South Lebanon	49
Clearcreek Township	45	Liberty Township	2	Springboro	92
Corwin	11	Loveland (city)	24	Turtle Creek Township	114
Deerfield Township	146	Maineville	60	Union Township	40
Franklin	251	Mason	221	Washington Township	8
Franklin (city)	194	Massie Township	13	Wayne Township	73
Hamilton Township	71	Middletown	14	Waynesville	74
Harlan Township	38	Morrow	55	Other	1
Total Clients Served: 2,083					

State of Aging in Warren County

Almost 13 percent of Warren County's residents are age 60 or older. This places Warren County 86th among Ohio's 88 counties in the proportion of its residents who are 60+. Although Warren's population is comparatively young, the Scripps Center for Gerontology projects that Warren County's older adult population will increase by 145 percent within the next 12 years.

Most older adults will be relatively healthy well into their 70s and many, well beyond that. But the "oldest old" - those age 85 and older - are the fastest growing portion of the 60+ population. They are more likely to be disabled and need care. Scripps projects that by 2020, more than 11,800 Warren County residents will be moderately to severely disabled.

The most cost-effective place for them to receive long-term care is within their own homes. Medicare covers only short-term rehabilitation in the home for up to 90 days. Some will be able to pay for private care; some will get all the help they need from their families; some will qualify for PASSPORT (the in-home care program for the poor); and some will be caught in the middle. It's the middle group that is served by Warren County Elderly Services Program.



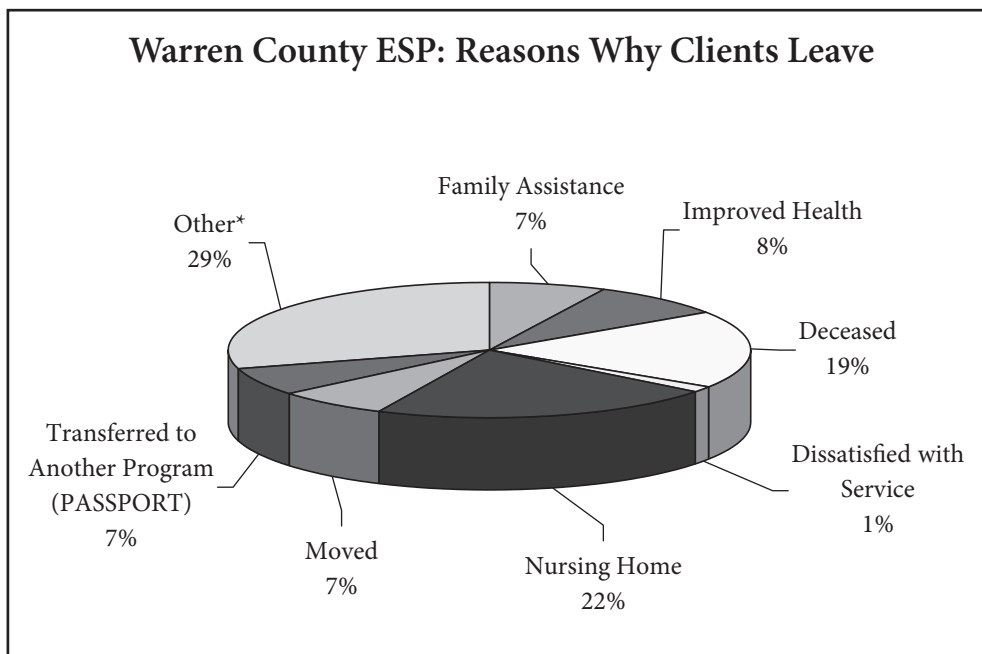
This is a large group. Most are people with modest resources. Many of the long-lived will deplete their assets as they age. According to Scripps, almost 24 percent of Warren County residents age 60+ live below or near the federal poverty level (2007 - \$10,210/year for one person).

While age and disability are increasing, we're seeing a decrease in the number of potential caregivers. The ratio of potential caregivers to older adults has declined from 21 to 1 in 1970 to a projected 10 to 1 by 2010. Family and friends will continue to provide most long-term care, but families today are smaller, more spread out, and often unable to provide the level of care needed by their aging loved ones.

Warren County is fortunate to have a program that goes a long way toward meeting the community need to help people of modest means with compassionate, cost-effective home-based care.

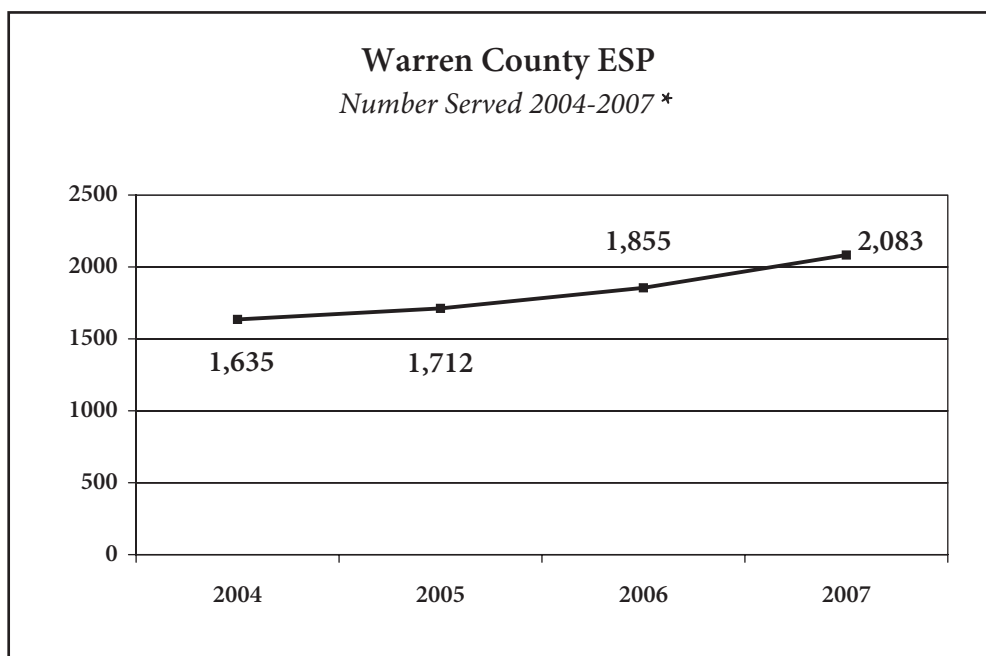
WARREN COUNTY ELDERLY SERVICES PROGRAM: Reasons Why Clients Leave

We are proud of the fact that only a tiny fraction of ESP clients leave because they are dissatisfied with the program. Nearly one-fifth remain on the program until they die. About 37 percent leave the program because their health changes - either improving or deteriorating and requiring more intensive services, perhaps through PASSPORT or in a nursing facility. The average length-of-stay on the Warren County ESP is 19 months.



*"Other" may include reasons such as change in financial status.



WARREN COUNTY ELDERLY SERVICES PROGRAM: Number of Clients Served



*Warren County voters passed a 1.21-mill tax levy in November 2006. At the time of the levy, nearly 300 people were on a waiting list for services. By spring 2007, everyone who still needed services was enrolled and the waiting list was gone. In fact, the Elderly Services Program grew by 12 percent in 2007 over the previous year.

WARREN COUNTY ELDERLY SERVICES PROGRAM: Provider List

Acare Home Health	Guardian Medical Monitoring, Inc.	Otterbein Lebanon Adult Day Service
Active Day of Cincinnati	Helping Hands Healthcare	Personal Touch Home Care of Ohio, Inc.
Alan W. Arend	High Quality Staffing LLC	Response Ability Systems
Almost Family	Home Care Network, Inc.	Responselink of Cincinnati
American Nursing Care Dayton	Home First Non-Medical	Rural Metro Helpline
American Ramp Systems	Home Helpers	S.M.S., Inc.
Bathblest Renovations	Homeowner Solutions	Safeway Safety Step, Inc.
Black Stone healthcare	Interim HomeStyles of Greater Cincinnati, Inc.	Senior Independence
Caring Hearts Home Health Care	International Quality Health Care Corp.	Senior Independence Adult Day Services
Charter Home Services	Jewish Community Center of Cincinnati	Senior Resource Connection
Warren County Adult Day Center, Inc.	Jewish Family Service of the Cincinnati Area	SP Contracting
Comfort Keepers #123	LifeSpan	Superior Home Care, Inc.
Comfort Keepers #172	McKnight Terrace	Visiting Nurse Association of Greater Cinti. & N. KY
Comfort Keepers #178	Meda-Care Transportation, Inc.	Thermal-Shield, Inc.
Comprehensive Home Health Care Services	MedAdapt LTD	Tri State Maintenance
Deaconess Lifeline	Medicall, Inc.	TriHealth Lifeline
Edenview	Mercy Lifeline	U.T.S. Universal Transportation Systems
Emerson Heating & Cooling Company	Middletown Area Sr. Citizens, Inc.	V & N Services, Inc.
Fidelity Health Care	Millenium Nursing Agency	VRI
First Medical Staffing of Ohio	Nurses Care, Inc.	Warren County Community Services, Inc.





“[The Elderly Services Program] is great. I can’t do without it. Jena has helped me so much.”

~ Kelly McGeorge of Lebanon, with Jena Stugmyer, his care manager from Warren County Community Services. Jena has gone above and beyond her care management responsibilities to make sure Kelly could afford a burial marker for his brother and pay a utility fee when he moved to a new apartment.

Answers on Aging



Council on Aging of Southwestern Ohio
 175 Tri County Parkway
 Cincinnati, Ohio 45246
 (513) 721-1025
 (800) 252-0155
www.help4seniors.org



Warren County Elderly Services Program
 (513) 695-2271

